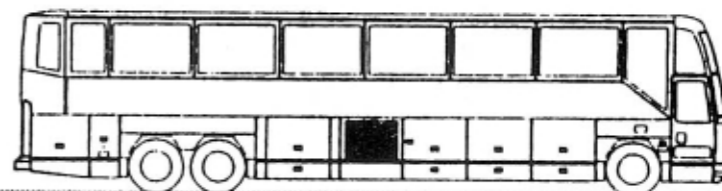
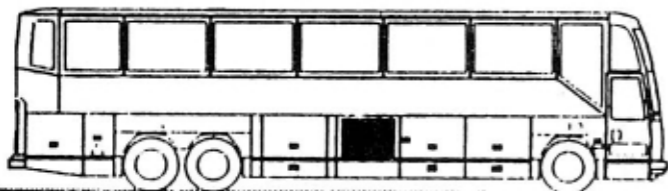


# WIRING DIAGRAM

PREVOST CAR INC.

## H3-41 & H3-45 BUS



3P-08 7717 mms mitta  
56-0805 big modul

REFERENCE:

STANDARD

NO:

D060812

EFF. W/ OC# 93035

PRIOR TO / OC#

DR. MARTIN LAFLAMME

DATE: 94-01-31

EFF. W/ VEH.# R012

PRIOR TO / VEH.#

CK. ROCH CHAMPAGNE

APPR. ROLAND LAPOINTE

REVISION DATE	DESCRIPTION	PAGE	BY	CK.	APPR.
94-03-09	BATTERY COMPT. NEW ARRANGEMENT (BATTERY 8D) PRIOR TO R084 OC#94034	B, 1,C	MLAF		
94-03-09	BATTERY COMPT. NEW ARRANGEMENT (BATTERY 8D) EFF. W/R084 OC#94034	Ba, 1a, Ca	MLAF		
94-04-25	UPDATE PAGES: C, Ca, G, H, 3, 4, 8, 11, 13, 17, 21, 26, 31	← SEE	MLAF		
94-05-03	UPDATE PAGES: B, Ba, 1, 1a, 6, 21, 26 1/2	← SEE	MLAF		
94-05-13	UPDATE PAGES: C, Ca, 4, 5, 6, 7, 17, 18, 25, 26, 29	← SEE	S.G.		
94-05-27	UPDATE, NEW OPTION : WIRELESS MICRO OC#94083	26 1/2, 26 2/2	MLAF		
94-05-27	UPDATE PAGES: F, 8	← SEE	S.G.		
94-07-11	UPDATE PAGES: 19, 21	← SEE	R.C.		
94-08-29	WORLD TRANSMISSION HARNESS (P.E.D. CONNECTOR) PRIOR TO S119 OC#94099	6, Ca	MLAF		
94-08-29	WORLD TRANSMISSION HARNESS (DEUTSCH CONNECTOR) EFF. W/S119 OC#94099	6a, Cb	MLAF		
94-08-30	RADIO CHEYENNE (BLAUPUNKT) PRIOR TO S120 OC#94116 PAGES: 26 1/2, 26 2/2, Cb	← SEE	S.G.		
94-08-30	RADIO LEXINGTON (BLAUPUNKT) EFF. W/S120 OC#94116 PAGES: 26a 1/2, 26a 2/2, Cc	← SEE	S.G.		
94-08-31	WHEEL CHAIR LIFT SYSTEM (NEW OPTION) PRIOR TO S128 OC#94081	24, Cc, D	MLAF		
94-08-31	WHEEL CHAIR LIFT SYSTEM (NEW OPTION) EFF. W/S128 OC#94081 PAGES: 24a, 32, Cd, Da	← SEE	MLAF		
94-08-31	UPDATE (ADD W.C.L. OPTION) PAGES: 1a, 3, 4, 7, 11, 15, 21, 23, A, Ba, E (all), F, G 3/4, G 1/4, H, I	← SEE	MLAF		
94-08-31	BYPASS VALVE (WATER HEATER) PRIOR TO S128 OC#94108 PAGES: G 2/4, 17, 18, 19	← SEE	R.C.		
94-08-31	BYPASS VALVE (WATER HEATER) EFF. W/S128 OC#94108 PAGES: Ga 2/4, 17a, 18a, 19a, 33	← SEE	R.C.		
94-09-01	LAVATORY FAN PRIOR TO S131 OC#94100	23, J	R.C.		
94-09-01	LAVATORY FAN EFF. W/S131 OC#94100	23a, Ja	R.C.		
94-09-06	ENTRANCE DOOR-SEDAN (ELECTRONIC CONTROL) PRIOR TO S146 OC#94091	22, Cd	MLAF		
94-09-06	ENTRANCE DOOR-SEDAN (ELECTRICAL CONTROL) EFF. W/S146 OC#94091	22a, Ce	MLAF		
94-11-08	UPDATE PAGES: Ce, Da, G 1/4, G 3/4, H, 1, 6a, 9, 19a, 26 3/2, 26a 1/2, 26a 2/2, 29, 31 1/2	← SEE	MLAF		
94-11-10	WORLD TRANSM. ECU V7 PRIOR TO S130 OC#94157	21	MLAF		
94-11-10	WORLD TRANSM. ECU V7 EFF. W/S130 OC#94157	21a	MLAF		
94-11-16	UPDATE	21a	MLAF		

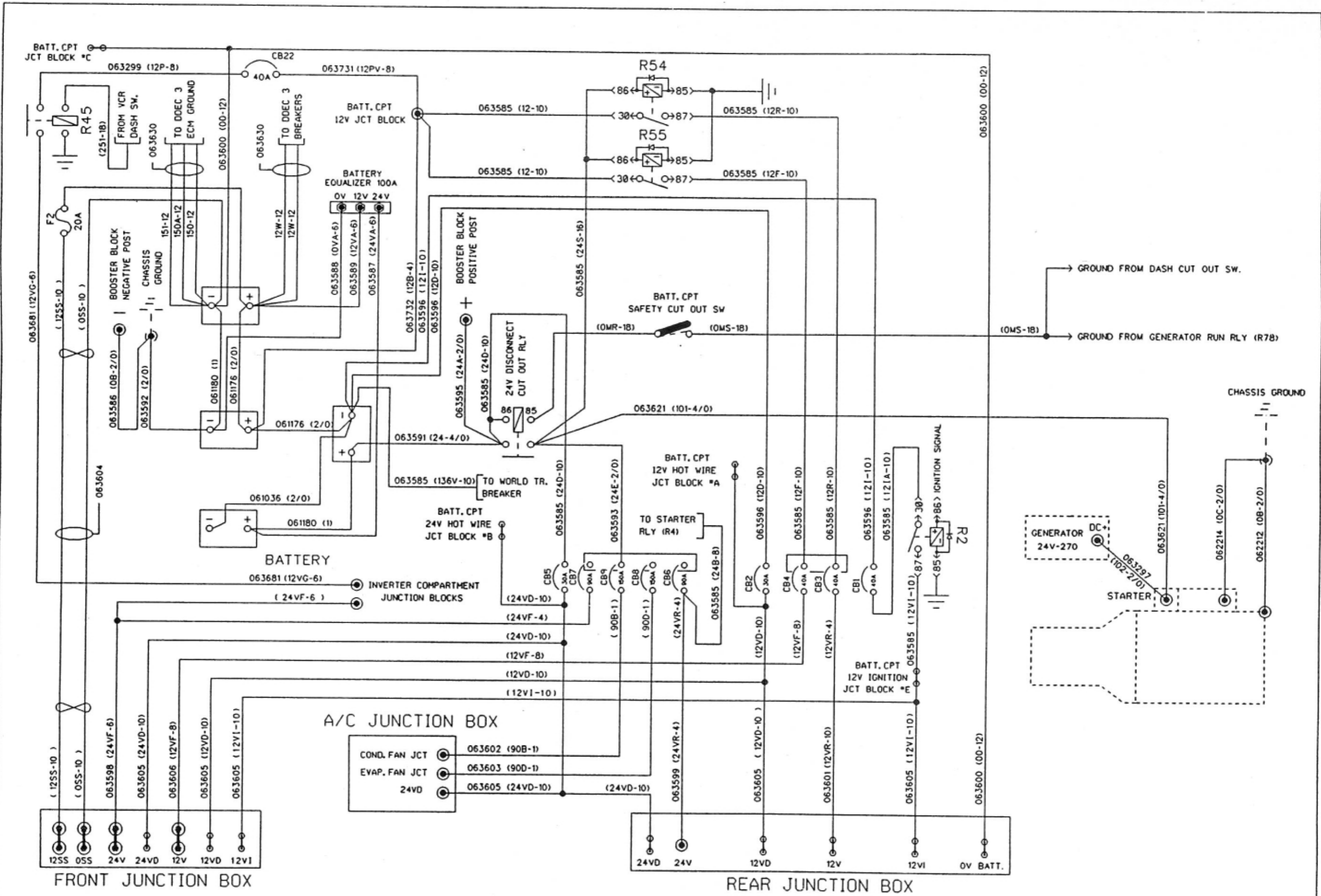
# PREVOST CAR inc. H341 & H345 BUS

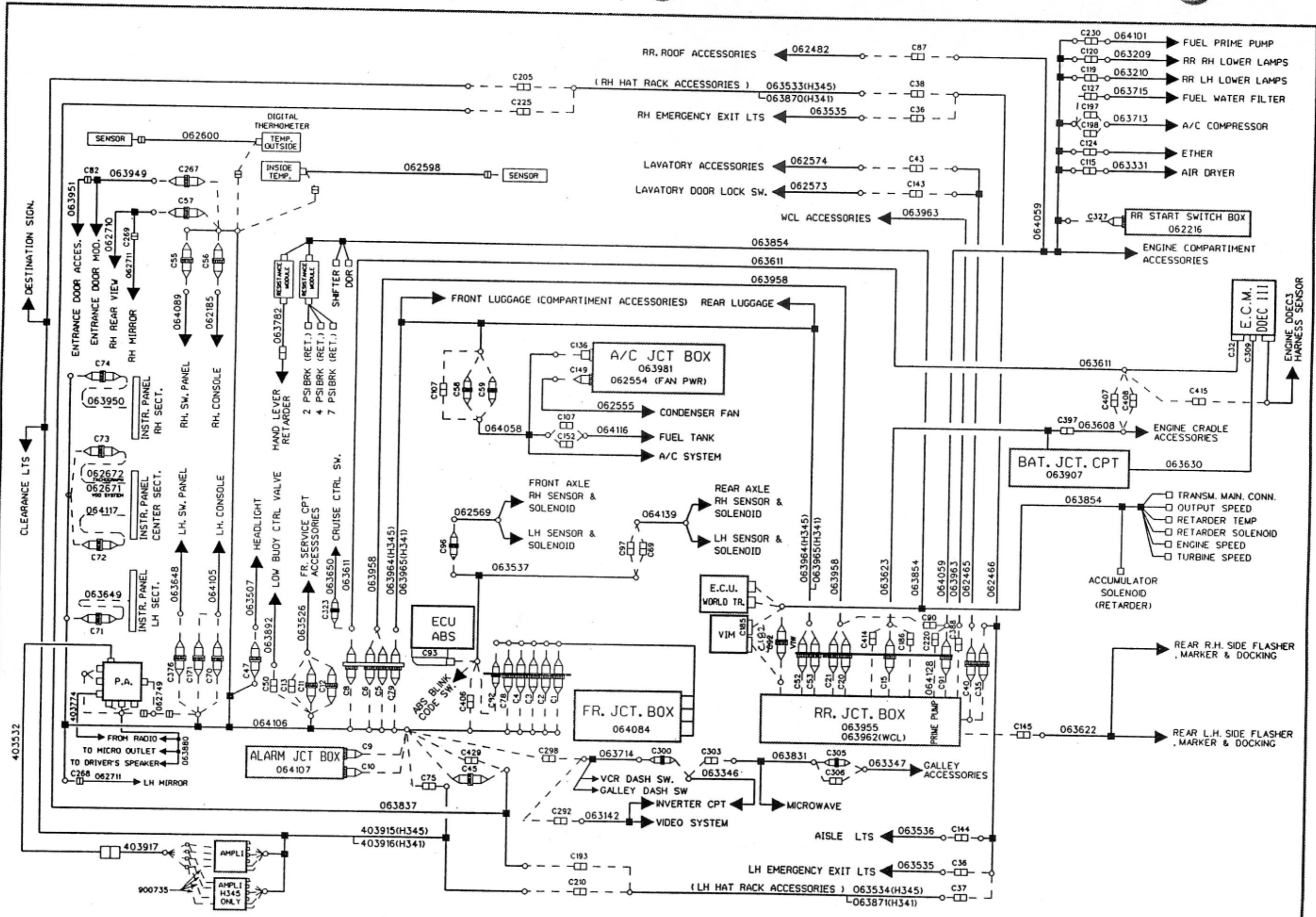
NO: D060812 p. 2/2

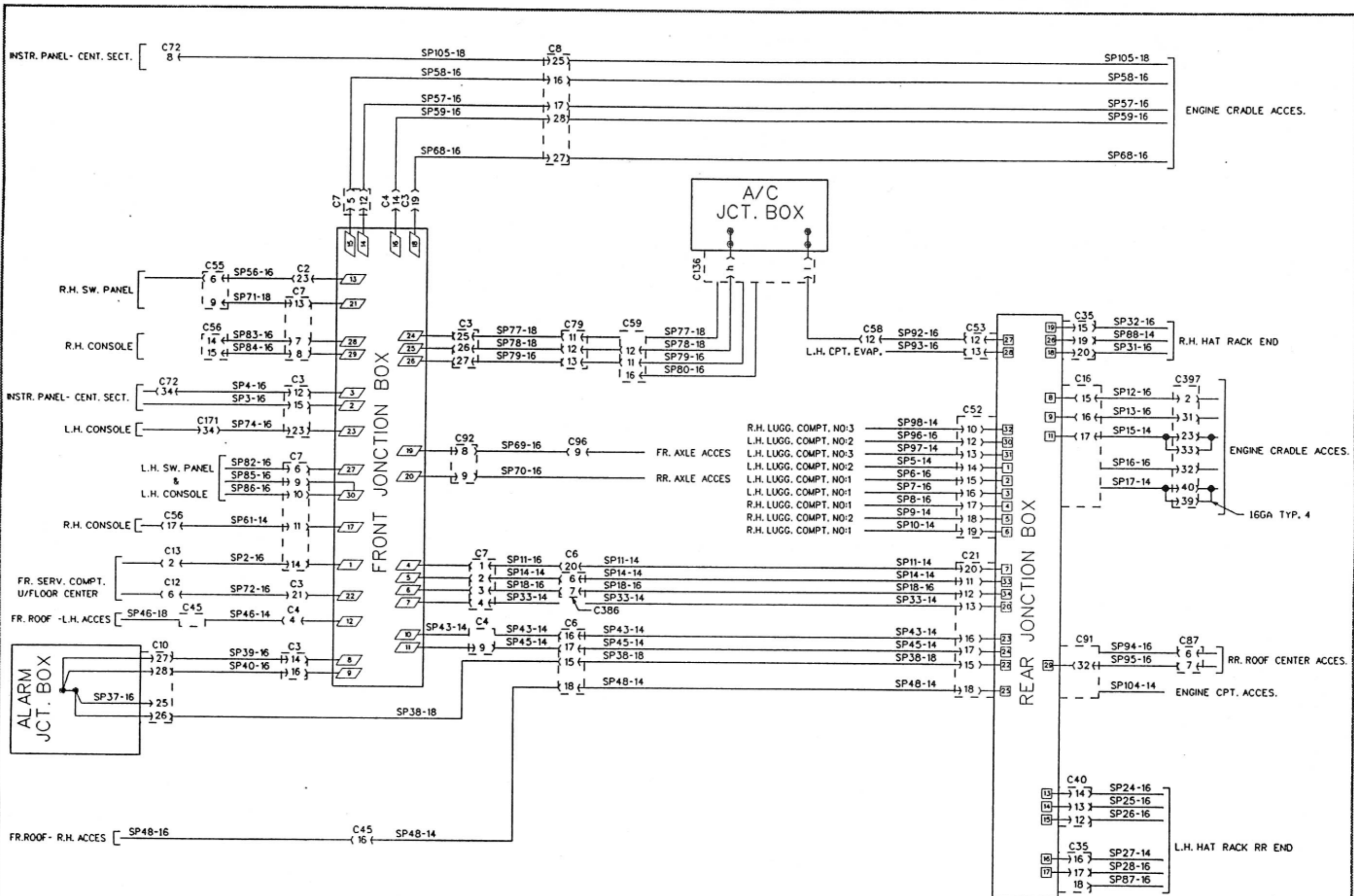
REVISION DATE	DESCRIPTION	PAGE	BY	CK.	APPR.
94-11-24	UPDATE	26a <sup>1/2</sup> , 26a <sup>2/2</sup>	MH		
94-12-02	UPDATE PAGES: Ce, Ga 2/4, G 4/4, 1, 1a, 6a, 7, 8, 11, 13, 14, 22a, 23, 23a, 25	← SEE	R.C.		
95-01-09	BACK-UP MONITOR NEW OPTION EFF. S153 OC*94079	34	S.G.		
95-01-09	UPDATE PAGES: A, E <sup>1/4</sup> , 7, 11, 25, 26a <sup>1/2</sup> , 26a <sup>2/2</sup> , 33	← SEE	S.G.		
95-01-23	CONDENSER DOOR AJAR SWITCH PRIOR TO S194 OC*94158	19a	S.G.		
95-01-23	CONDENSER DOOR AJAR SWITCH EFF. W/S194 OC*94158	19b	S.G.		
95-01-23	UPDATE PAGES: 29, 32	← SEE	S.G.		
95-02-17	KNEELING (ELECTRONIC MODULE) PRIOR TO S208, OC*94174	Cf, 1a, 9, 23a, 24a	MH		
95-02-17	KNEELING (ELECTRIC CONTROL) EFF. W/S208, OC*94174	Cg, 1b, 9a, 23b, 24b	MH		
95-02-17	UPDATE PAGES: E, Ga, 6, 6a, 9, 10, 15, 17a, 32	← SEE	MH		
95-02-18	ABS IN CARRIER PRIOR TO S208, OC*94162	27	MH		
95-02-18	ABS IN CARRIER EFF. W/S208, OC*94162	27a	MH		
95-02-18	UPDATE PAGES: Cg, F, G, H, 20, 26a <sup>1/2</sup> , 26a <sup>2/2</sup>	← SEE	MH		
95-04-28	UPDATE PAGES: 12 (DIODES & MOV. ADDED), G, Ja, 26 <sup>1/2</sup> , 26a <sup>2/2</sup>	← SEE	R.C.		
95-04-28	FIRE ALARM PRIOR TO S230 O.C.*95025	7	S.G.		
95-04-28	FIRE ALARM EFF. W/S230 O.C.*95025	7a	S.G.		
95-05-01	PROXIMITY SW. ENGINE DOOR AJAR T.T. LT. PRIOR TO S252 O.C.*94159	Cg, 13	MH		
95-05-01	PROXIMITY SW. ENGINE DOOR AJAR T.T. LT. EFF. W/S252 O.C.*94159	Ch, 13a	MH		
95-05-16	UPDATE KNEELING SYSTEM PRIOR TO S240	24b	MH		
95-05-16	UPDATE KNEELING SYSTEM EFF. W/S240	24c	MH		
95-05-16	UPDATE	H, 21a	MH		
95-05-29	FUEL TANK PRIOR TO S284 O.C.*95004	Ch, 7a, 8	S.G.		
95-05-29	FUEL TANK EFF. W/S284 O.C.*95004	Ci, 7b, 8a	S.G.		
95-05-29	UPDATE	A, F	S.G.		
95-06-14	DASH LTS RHEOSTAT PRIOR TO T1300 OC*95013 (CANCELLED 95-07-05)	Ci, 14, 25	MH		
95-06-14	DASH LTS RHEOSTAT EFF. W/T1300 OC*95013 (CANCELLED 95-07-05)	Cj, 14a, 25a	MH		
95-06-14	UPDATE	G, H, 3, 12, 21, 26	MH		
95-07-05	UPDATE	5, 10, 28	S.G.		
95-07-05	ADDITION OF AN AUDIO INSULATOR PRIOR TO S281	26a	S.G.		
95-07-05	ADDITION OF AN AUDIO INSULATOR EFF. W/S281	26b	S.G.		

# INDEX

A	A/C AND HEAT SYSTEM	P. 18	E	ENGINE BLOCK HEATER	P. 17	P	PARKING BRAKE SWITCH	P. 8
	AIR DRYER	P. 8		ENGINE BRAKE SYSTEM	P. 25		PASSENGER CHIME	P. 17
	ALARM AND SIGNAL	P. 7		ENGINE CONTROL	P. 4		PRODRIVER	P. 8
	ABS	P. 27		ENTRANCE DOOR (SEDAN)	P. 22	R	RETARDER	P. 25
	ARRANGEMENT - CABLE	P. B		ETHER COLD START	P. 8	S	SOUND SYSTEM	P. 26
	ARRANGEMENT - HARNESS	P. C		EXTERIOR LIGHTING	P. 9		SPEEDOMETER (VDO)	P. 21
	ARRANGEMENT - SPARE WIRE	P. D	F	FAN CLUTCH-RADIATOR	P. 8		SUN VISOR	P. 20
B	BACK-UP ALARM	P. 11		FAST IDLE	P. 5	T	TACHOGRAPH-ELECTRONIC	P. 21
	BACK-UP MONITOR	P. 34		FRONT DESTINATION SIGN	P. 23		TACHOMETER (VDO)	P. 21
C	CHARGING SYSTEM	P. 4		FUEL (LO) WARNING LT.	P. 7		THERMOMETER-DIGITAL	P. 24
	CIGAR LIGHTER	P. 20		FUEL WATER FILTER	P. 8		TRANSMISSION MANUAL	P. 28
	CODE - CIRCUIT NUMBER	P. E		FUEL PRIME PUMP	P. 17		TRANSMISSION WORLD	P. 6
	CODE - CIRCUIT BREAKER	P. F	G	GALLEY ACCESSORIES	P. 30	V	VIDEO SYSTEM & TV RECEIVER	P. 29
	CODE - CONNECTOR	P. G		GROUND SYSTEM	P. 3	W	WATER HEATER PRE-HEAT	P. 33
	CODE - DIODE	P. H		HIGH BUOY	P. 24		WATER TANK HEATER LAVATORY	P. 17
	CODE - RELAY	P. I	H	HOSTESS CHIME	P. 17		WHEELCHAIR LIFT SYSTEM	P. 32
	CODE - RESISTOR	P. J		INTERIOR LIGHTING	P. 13		WINDSHIELD(UP)-DEFROSTER	P. 28
	CODE - WIRING KEY	P. K	I	KNEELING SYSTEM	P. 24		WINDSHIELD(UP)-HEATED	P. 28
	CRUISE CONTROL - D.D.E.C.	P. 5	K	LAVATORY	P. 23		WIPER & WASHER	P. 12
D	D.D.E.C. III	P. 5		LOW BUOY	P. 24			
	DISTRIBUTION 12V	P. 2	L	LUGGAGE DOOR LOCK	P. 25			
	DISTRIBUTION 24V	P. 1		MIRROR-RR VIEW ADJUST. & HEATED	P. 31			
	DRIVER'S WINDOW LIFTER	P. 20	M					







No.	SYSTEM	No.	SYSTEM	No.	SYSTEM	No.	SYSTEM
O	IC - INVERTER CPT GRD	ORH	RS - RR END LAMPS RH GRD	11E	FR DESTINATION SIGN	21P	EXTERIOR LTS-CORNERING LH
O	GALLEY GRD	OSS	SOUNS SYSTEM BATT. GRD	11K	FR DESTINATION SIGN	23	EXTERIOR LTS-DIRECTIONNAL RH
O	BC - BAT. CPT GRD	OSA	SOUND SYSTEM BATT. GRD	12	BAT CPT 12V BATTERY	23	EXTERIOR LTS-DIRECTIONNAL RH
O	CONDENSER CPT GRD	OT	FS - LUG. CPT ACCES. GRD	12	FR JCT BOX 12V DISC SW	23A	EXTERIOR LTS-DIRECTIONNAL RH
O	A/C - A/C JCT BOX GRD	OV	RR JCT BOX CPT GRD STUD	12	12V BAT CPT JCT BLOCK	23B	EXTERIOR LTS-DIRECTIONNAL RH
O	GALLEY GRD	OV	FS - FR JCT BOX CPT GRD STUD	12A	FR JCT BOX 12V DISC SW	23C	EXTERIOR LTS-CORNERING RH
O	FJB - FR JCT BOX GRD	OVA	BATTERY TO EQUALISER OV	12A	RR JCT BOX 12V DISC SW	23N	EXTERIOR LTS-CORNERING RH
O	GALLEY GRD	OW	FS - UNDER DASH CENT GRD	12B	FR JCT BOX 12V DISC SW	23P	EXTERIOR LTS-CORNERING RH
O	VIDEO GRD	OW	RS - RR JCT BOX GRD	12B	12V BAT CPT JCT BLOCK	24	BAT CPT 24V BATTERY
OA	A/C - A/C JCT BOX GRD	OW	FS - FR JCT BOX CPT GRD STUD	12BE	BAT. EQUALIZER MONITOR	24	FR JCT BOX 24V DISC SW
OA	FRS - FR ROOF ACCES. GRD	OWC	RS - RR JCT BOX GRD (WCL)	12C	FR JCT BOX 12V DISC SW	24A	BOOSTER BLOCK 24V DISC SW
OA	RS - LUG. CPT ACCES. GRD	OX	FS - TO LH CONS. C483 NOT USED	12C	BAT CPT 12V BATTERY	24A	RR JCT BOX 24V DISC SW
OA	AJB - ALARM JCT BOX GRD	OX	FR JCT BOX CPT GRD STUD	12D	FR JCT BOX 12V DISC SW	24A	FR JCT BOX 24V DISC SW
OA	FJB - FR JCT BOX GRD	OX	RS - RR JCT BOX GRD	12E	RR JCT BOX 12V DISC SW	24B	RR JCT BOX 24V DISC SW
OAA	RS - VOLTAGE REGULATOR GRD	OX2	FR JCT BOX CPT GRD STUD	12E	FR JCT BOX 12V DISC SW	24B	FR JCT BOX 24V DISC SW
OB	EC - ENGINE GRD	OY	RR JCT BOX GRD	12F	FR JCT BOX 12V DISC SW	24B	FR JCT BOX 24V DISC SW
OB	FRS - FR ROOF HEAT WIND GRD	OY	FR JCT BOX CPT GRD STUD	12F	RR JCT BOX 12V DISC SW	24B	24V STARTER RLY FEEDING
OB	FS - FR ROOF ACCES. GRD	OY	ABS FR JCT BOX CPT GRD STUD	12F	BAT CPT 12V FJB & IC	24BE	RJB CPT-BAT EQ MONITOR HOT WIRE
OB	RS - LUG. CPT ACCES. GRD	OY1	ABS FR JCT BOX CPT GRD STUD	12I	RR JCT BOX 12V IGNITION	24C	FR JCT BOX 24V DISC SW
OB	A/C - A/C JCT BOX GRD	OZ	FR JCT BOX CPT GRD STUD	12I	12V IGNITION DISTRIBUTION	24D	BAT CPT 24V HOT WIRE
OB	FJB - FR JCT BOX GRD	OZ	RR JCT BOX CPT GRD STUD	12IA	FR JCT BOX 12V IGNITION	24D	FR JCT BOX 24V HOT WIRE
OBE	RJB - BAT. EQUAL. BAT GRD	OZ	RR JCT BOX CPT GRD STUD	12IA	12V IGNITION DISTRIBUTION	24D	RR JCT BOX 24V HOT WIRE
OC	EC - STARTER MOTOR GRD	00	RR JCT BOX CPT BATT. GRD	12IB	FR JCT BOX 12V IGNITION	24DP	A/C JCT BOX 24V HOT WIRE
OC	BAT. EQUALIZER GRD	1	TACHO SYSTEM	12IF	FR JCT BOX 12V IGNITION	24E	BAT CPT 24V DISC SW
OC	FS - SERV. CPT ACCES. GRD	2B	A/C & HEAT SYSTEM-COOL 1 SIGN	12P	INVERTER CPT 12V DISC SW	24E	FR JCT BOX 24V DISC SW
OC	RS - ENGINE ACCES. GRD	2C	A/C & HEAT SYSTEM-LO PRESS SW	12PV	INVERTER CPT 12V DISC SW	24E	RR JCT BOX 24V DISC SW
OC	RJB - SPEED SW. BATT. GRD	2D	A/C & HEAT SYSTEM-LO PRESS TT LT	12R	BAT CPT 12V DISC RLY TO RJB	24E	FR JCT BOX 24V DISC SW
OCR	24V DISC. SW. RLY GRD SIGNAL	4	HOSTESS & PASSENGER CHIME	12SS	FJB TO BAT 12V HOT WIRE	24F	FR JCT BOX 24V DISC SW
OC	24V DISC. SW. RLY GRD SIGNAL	4A	HOSTESS & PASSENGER CHIME	12VA	BATTERY TO EQUALIZER 12V	24F	RR JCT BOX 24V DISC SW
OD	FS - SERV. CPT ACCES. GRD	4B	PASSENGER CHIME	12VD	12V HOT WIRE DISTRIBUTION	24G	FR JCT BOX 24V DISC SW
OD	RS - HAT RACK ACCES. LH GRD	4C	HOSTESS CHIME	12VF	BAT CPT 12V FJB & IC	24G	RR JCT BOX 24V DISC SW
ODF	RS - RR SIDE FLASH & MARK GRD	5	INTERIOR LTS-AISLE & EMERG. EXIT	12VG	INVERTER CPT 12V DISC SW	24H	FR JCT BOX 24V DISC SW
OE	FS - FR LAMPS GRD	5	UPPER WINDSHIELD DEFROSTER	12VI	12V IGNITION DISTRIBUTION	24H	RR JCT BOX 24V DISC SW
OE	RS - HAT RACK ACCES. LH GRD	5D	UPPER WINDSHIELD DEFROSTER	12VR	BAT CPT 12V DISC RLY TO RJB	24I	FR JCT BOX 24V IGNITION
OE2	FRS - HEAD & CORNERING LTS GRD	5E	UPPER WINDSHIELD DEFROSTER	12W	12V BATTERY DDEC III	24I	RR JCT BOX 24V IGNITION
OEE	FRS - HEAD & CORNERING LTS GRD	5N	INTERIOR LTS-EMERGENCY EXIT	12WA	ENTRANCE DOOR (SEDAN)	24IA	FR JCT BOX 24V IGNITION
OF	RS - HAT RACK ACCES. RH GRD	6	INTERIOR LTS-AISLE	12X	FR JCT BOX 12V DISC SW	24IA	RR JCT BOX 24V IGNITION
OG	RS - HAT RACK ACCES. RH GRD	7A	SPEED SW 5 MPH N/O	12X2	FR JCT BOX 12V DISC SW	24IB	FR JCT BOX 24V IGNITION
OG	FS - INSTR. PANEL LH GRD	7B	ENTRANCE DOOR (SEDAN)	12Y	FR JCT BOX 12V DISC SW	24IB	RR JCT BOX 24V IGNITION
OH	FS - INSTR. PANEL CENT GRD	7C	ENTRANCE DOOR (SEDAN)	13A	ALARM & SIGNAL-LO AIR PRIM.	24IC	FR JCT BOX 24V IGNITION
OH	RS - LAVATORY ACCES. GRD	7D	ENTRANCE DOOR (SEDAN)	13B	ALARM & SIGNAL-LO AIR SEC.	24ID	FR JCT BOX 24V IGNITION
OI	FS - INSTR. PANEL RH GRD	7DA	ENTRANCE DOOR (SEDAN)	14	LAVATORY-FLUSHING PUMP	24IF	FR JCT BOX 24V IGNITION
OJ	FS - SW CONSOLE LH GRD	7DB	ENTRANCE DOOR (SEDAN)	14A	LAVATORY-FLUSHING PUMP	24J	FR JCT BOX 24V DISC SW
OJ	RS - RR ROOF ACCES. GRD	8	TACHOMETER GRD SHIELD	15	EXTERIOR LTS-MULTI FUNC LEVEL	24K	FR JCT BOX 24V DISC SW
OK	RS - RR ROOF ACCES. GRD	9	INTERIOR LTS-ENGINE CPT	15A	WIPER & WASHER UPPER WINDSHIELD	24P	FR JCT BOX 24V DISC SW
OL	RS - ENGINE CPT ACCES. GRD	9A	INTERIOR LTS-ENGINE CPT	16	SPEEDO - SIGN	24PV	INVERTER CPT 24V DISC SW
OL	FS - UNDER DASH RH GRD	9B	ENGINE DOOR AJAR T.T.LT.	16S	SPEEDO - TRANSMITTER	24S	24V DISC SW RLY SIGNAL
OLA	ENTRANCE DOOR (SEDAN) GRD	9E	INTERIOR LTS-FR SERVICE CPT	16T	SPEEDO - TRANSMITTER	24T	RR JCT BOX 24V DISC SW
OLH	RS - RR END LAMPS LH GRD	9F	INTERIOR LTS-FR SERVICE CPT	17	EXTERIOR LTS-FLASHER UNIT	24V2	RR JCT BOX 24V DISC SW
OM	RS - ENGINE CPT ACCES. GRD	10	INTERIOR LTS-LUGGAGE CPT	17A	EXTERIOR LTS-FLASHER UNIT	24V3	RR JCT BOX 24V DISC SW
OM	FS - UNDER DASH RH GRD	10A	INTERIOR LTS-LUGGAGE CPT	19	DIFFERENTIAL OIL TEMP	24V4	RR JCT BOX 24V DISC SW
OMR	24V DISC. SW. RLY GRD SIGNAL	10B	INTERIOR LTS-LUGGAGE CPT	20	SPEEDO - NEGATIVE SIGN	24V5	RR JCT BOX 24V DISC SW
OMS	24V DISC. SW. RLY GRD SIGNAL	10D	INTERIOR LTS-LUGGAGE CPT	20T	SPEEDO - NEGATIVE SIGN	24VA	BATTERY TO EQUALIZER 24V
ON	FS - UNDER DASH RH GRD	10F	INTERIOR LTS-LUGGAGE CPT	21	EXTERIOR LTS-DIRECTIONNAL LH	24VD	24V HOT WIRE DISTRIBUTION
ON	RS - ENGINE CPT ACCES. GRD	10H	INTERIOR LTS-LUGGAGE CPT	21A	EXTERIOR LTS-DIRECTIONNAL LH	24VF	BAT CPT 24V SW TO FJB & IC
OP	FS - ALARM JCT BOX GRD	10K	INTERIOR LTS-LUGGAGE CPT	21B	EXTERIOR LTS-HAZARD	24VF	INVERTER CPT 24V DISC SW
OP	RS - ENGINE CPT ACCES. GRD	10R	INTERIOR LTS-LUGGAGE DOOR AJAR	21C	EXTERIOR LTS-CORNERING LH	24VI	RR JCT BOX 24V IGNITION
OR	FS - UNDER DASH LH GRD	11	FR DESTINATION SIGN	21H	EXTERIOR LTS-DIRECTIONNAL LH	24VR	BAT CPT 24V DISC SW TO RJB
OR	RS - ENGINE CPT ACCES. GRD	11A	FR DESTINATION SIGN	21K	EXTERIOR LTS-CORNERING LH	24W	RR JCT BOX 24V DISC SW (WCL)
		11B	FR DESTINATION SIGN	21N	EXTERIOR LTS-CORNERING LH	24WC	BATT. CPT TO HYD. PUMP (WCL)
		11C	FR DESTINATION SIGN				
		11D	FR DESTINATION SIGN				

No.	SYSTEM	No.	SYSTEM	No.	SYSTEM	No.	SYSTEM
24WL	24V BATTERY-HYD.PUMP (WCL)	46A	EXTERIOR LTS-MARKER	72C	SUN VISOR-LH	101	24V STARTER SOL FEEDING
24X	FR JCT BOX 24V DISC SW	46B	EXTERIOR LTS-MARKER	72D	SUN VISOR-LH	101	WORLD TRANSM-LO SIGNAL SOL. LO
24X2	FR JCT BOX 24V DISC SW	46B	EXTERIOR LTS-MARKER	73	LAVATORY-FEEDING	102	24V STARTER TO GENERATOR
24Y	FR JCT BOX 24V DISC SW	46C	EXTERIOR LTS-MARKER	74	INTERIOR LTS-READING RH	102	WORLD TRANSM-SOL. GRD 1
24Y2	FR JCT BOX 24V DISC SW	47	A/C & HEAT SYSTEM-DRIVER'S HTR	74A	INTERIOR LTS-READING RH	102	WORLD TRANSM-SOL. C3
25	12VAC GEN RLY ON SIGNAL	48	ENTRANCE DOOR (SEDAN)	74D	INTERIOR LTS-READING SIGNAL	103	LOW BUOY
25A	NOT GENERATOR-WARNING LT	49	ENTRANCE DOOR (SEDAN)	75	INTERIOR LTS-READING LH	104	WORLD TRANSM-SOL. FORWARD
25B	EXTERIOR LTS-DAYTIME RUN LTS	50	AIR DRYER	75A	INTERIOR LTS-READING LH	105	WORLD TRANSM-RETARDER & SUMP'
26	DRIVER'S WINDOW LIFTER	52	ALARM & SIGNAL-ELEC. HORN	76	FUEL TANK GAUGE	105W	WORLD TRANSM-RETARDER & SUMP
26	CIGAR LIGHTER	52A	ALARM & SIGNAL-ELEC. HORN	76B	LOW FUEL LT & ETHER COLD START	106	WORLD TRANSM-OIL LEVEL HI
26B	DRIVER'S WINDOW LIFTER	53	ALARM & SIGNAL-ELEC. HORN	76C	LOW FUEL LT	107	CHARG SYST-VOLTAGE REGUL. "F"
26C	DRIVER'S WINDOW LIFTER	53A	WIPER & WASHER SYSTEM	76M	FUEL PRIME PUMP	107	WORLD TRANSM-LOCKUP SOL. HI
27	LAVATORY-EMERGENCY SONALERT	53B	WIPER & WASHER SYSTEM	76P	FUEL PRIME PUMP	108	WORLD TRANSM-REMOTE PWR WAKE UP
28A	A/C & HEAT SYSTEM-HI PRESSURE	53C	WIPER & WASHER SYSTEM	77	A/C & HEAT SYSTEM-HI PRESSURE	109	WORLD TRANSM-RET. SOL. LO
29	A/C & HEAT SYSTEM-DRIVER'S HTR	53E	WIPER & WASHER SYSTEM	77A	A/C & HEAT SYSTEM-DRIVER'S HTR	110	ALARM & SIGNAL-WATER TEMP
29A	A/C & HEAT SYSTEM-DRIVER'S HTR	53J	WIPER & WASHER SYSTEM	77B	A/C & HEAT SYSTEM-COMPRESSOR	110	WORLD TRANSM-LOCKUP SOL. LO
29B	A/C & HEAT SYSTEM-DRIVER'S HTR	55	EXTERIOR LTS-HI BEAM	77C	A/C & HEAT SYSTEM-COMPRESSOR	111	WORLD TRANSM-SOL. C6
30A	GALLEY	57	EXTERIOR LTS-HI BEAM	77H	A/C & HEAT SYSTEM-COMPRESSOR	112	WORLD TRANSM-SPARE OUTPUT (+)
31A	A/C & HEAT SYSTEM-UNLOADER	57A	EXTERIOR LTS-HI BEAM	81	EXTERIOR LTS-STOP SW	113	ALARM & SIGNAL-OIL PRESS
31B	A/C & HEAT SYSTEM-UNLOADER	57A	A/C & HEAT SYSTEM-WATER PUMP	82	EXTERIOR LTS-STOP SIGNAL	113	WORLD TRANSM-REVERSE WARNING
31B	WIPER & WASHER SYSTEM	57B	A/C & HEAT SYSTEM-WATER PUMP	82A	EXTERIOR LTS-STOP SIGNAL	114	WORLD TRANSM-SPARE OUTPUT (-)
31C	WIPER & WASHER SYSTEM	57C	PRE-HEAT WATER HEATER	82B	EXTERIOR LTS-STOP LTS	114	INTERIOR LTS-DASH LT REGUL.
31D	WIPER & WASHER SYSTEM	57E	EXTERIOR LTS-HEAD LTS	82K	EXTERIOR LTS-STOP PARK BRK	114A	INTERIOR LTS-DASH LT
31E	WIPER & WASHER SYSTEM	58	EXTERIOR LTS-LO BEAM	82L	EXTERIOR LTS-LH STOP	114B	INTERIOR LTS-DASH LT REGUL.
31J	WIPER & WASHER SYSTEM	58A	EXTERIOR LTS-LO BEAM	82R	EXTERIOR LTS-LH STOP	114D	INTERIOR LTS-DASH LT REGUL.
31X	WIPER & WASHER SYSTEM	58B	EXTERIOR LTS-LO BEAM	83	ENGINE CTR-KEY SW ACCES SIGN	114E	INTERIOR LTS-DASH LT REGUL.
32	EXTERIOR LTS-BACK-UP	58E	EXTERIOR LTS-LO BEAM	84	ENGINE CTR-KEY SW START SIGN	115	ALARM & SIGNAL-TAG PRESS
32B	EXTERIOR LTS-BACK-UP	59A	JACOB BRAKE SYSTEM	85	ENGINE CTR-KEY SW IGNITION SIGN	115	DDEC III-COOLANT LEVEL
32C	BACK-UP PWR & SIGNAL	61	EXTERIOR LTS-24V FEED SW	85	24V IGNITION SIGNAL	115	WORLD TRANSM-DO NOT SHIFT SIGNAL
32D	BACK-UP ALARM	61A	EXTERIOR LTS-HEAD SIGNAL	85A	24V IGN DASH INSTRUMENTATION	115C	DDEC III-COOLANT LEVEL
32F	BACK-UP MONITOR	62	LAVATORY-OCCUPIED LT	85B	ENGINE CTR-24V IGNITION	115W	WORLD TRANSM-DO NOT SHIFT SIGNAL
35	ENTRANCE DOOR (SEDAN)	62A	LAVATORY-FLUOR LT	85C	PARKING BRAKE SWITCH	116	WORLD TRANSM-LO SIGNAL SOL. HI
35B	ENTRANCE DOOR (SEDAN)	62B	LAVATORY-FLUOR LT	85F	LO AIR SONALERT	116B	A/C & HEAT SYSTEM-DRIVER'S HTR
35BB	ENTRANCE DOOR (SEDAN)	62E	LAVATORY-OCCUP & FLUOR LT	85F	ENGINE CTR-ENGINE CTRL SW IGN	117	WORLD TRANSM-SPARE INPUT (-)
35D	ENTRANCE DOOR (SEDAN)	63	EXTERIOR LTS-CLEARANCE	85W	24V IGN ANTI SKID	117A	ALARM & SIGNAL-TRANSM OIL TEMP
36	JACOB BRAKE SYSREM	63A	EXTERIOR LTS-CLEARANCE	85X	24V IGN ANTI SKID	117A	ALARM & SIGNAL-TRANSM OIL TEMP
36A	JACOB BRAKE SYSREM	63B	EXTERIOR LTS-CLEARANCE	85Y	ANTI SKID-WARNING LT	118	WORLD TRANSM-SPARE INPUT (+)
38	INTERIOR LTS-24V FLUORESCENT	63C	EXTERIOR LTS-MARKER SIGNAL	86	ENGINE CTR-STARTER SOL SIGN	119	WORLD TRANSM-ENG BRK INPUT (+)
38A	INTERIOR LTS-24V FLUORESCENT	63D	EXTERIOR LTS-MARKER & TAIL	86A	ENGINE CTR-STARTER SOL SIGN	120	WORLD TRANSM-SOL. C1
38C	INTERIOR LTS-24V FLUORESCENT	63E	EXTERIOR LTS-CLEARANCE	88	ENGINE CTR-RR START SIGNAL	121	WORLD TRANSM-SOL. GRD 2
38D	INTERIOR LTS-24V FLUORESCENT	63F	EXTERIOR LTS-MARKER BLINKER	89	ENGINE CTR-RR START SIGNAL	122	WORLD TRANSM-SOL. GRD 4
39	INTERIOR LTS-24V LH CONSOLE SW	63H	EXTERIOR LTS-TAIL	90A	A/C & HEAT SYSTEM-COND FAN MOT	122	A/C & HEAT SYSTEM-DRIVER'S HTR
39A	INTERIOR LTS-DRIVER'S LTS	67	A/C & HEAT SYSTEM	90B	A/C & HEAT SYSTEM-COND FAN MOT	122	A/C & HEAT SYSTEM-FRESH AIR
41	A/C & HEAT SYSTEM-COND FAN MOT	67A	A/C & HEAT SYSTEM	90B	ENGINE CTR-MAST KEY SW FEED	122A	A/C & HEAT SYSTEM-FRESH AIR
41A	A/C & HEAT SYSTEM-COND FAN MOT	67B	A/C & HEAT SYSTEM	90C	A/C & HEAT SYSTEM-COND FAN MOT	123	WORLD TRANSM-NEUTRAL START
41B	A/C & HEAT SYSTEM-COND FAN MOT	67C	A/C & HEAT SYSTEM & HEAT WINDS.	90D	A/C & HEAT SYSTEM-EVAP FAN MOT	123A	ALARM & SIGNAL-FIRE DETECTOR
42	A/C & HEAT SYSTEM-COND FAN MOT	67K	A/C & HEAT SYSTEM-COND FAN CTR	90F	CHARG SYST-VOLTAGE REGUL. "B"	123B	ALARM & SIGNAL-FIRE DETECTOR
42A	A/C & HEAT SYSTEM-COND FAN MOT	67L	A/C & HEAT SYSTEM-COND FAN CTR	90G	A/C & HEAT SYSTEM-COND FAN MOT	124	WORLD TRANSM-THROTTLE (HI)
44	EXTERIOR LTS-FOG	67V	A/C & HEAT SYSTEM-WATER VALVE	90H	A/C & HEAT SYSTEM-EVAP FAN MOT	125	WORLD TRANSM-RETARDER INDICATOR
44A	EXTERIOR LTS-FOG	70	INTERIOR LTS-HAT RACK & RR RUN.	90J	A/C & HEAT SYSTEM-COND FAN MOT	125	LAVATORY-FAN
44B	EXTERIOR LTS-FOG	71	EXTERIOR LTS-DOCKING	91	PARKING BRAKE SW SIGNAL	125	GALLEY-LAMP
44C	EXTERIOR LTS-FOG & HAZARD	71C	EXTERIOR LTS-DOCKING	91A	DDEC-FAST IDLE SIGNAL	125W	WORLD TRANSM-RETARDER INDICATOR
45B	A/C & HEAT SYSTEM-HEAT 3 SIGN	71D	EXTERIOR LTS-DOCKING	91W	PARK. BRAKE SW. SIGN. (WCL)	126	WORLD TRANSM-LUBE PRESS SW.
45D	A/C & HEAT SYSTEM-WATER VALVE	71R	EXTERIOR LTS-DOCKING	92	BATTERY EQUALIZER-CHECK BALANCE	126	KNEELING SYSTEM
45E	A/C & HEAT SYSTEM-HEAT 1 SIGN	71G	EXTERIOR LTS-DOCKING	93	BATTERY EQUALIZER-CHECK LO/HI	126A	KNEELING SYSTEM
45G	A/C & HEAT SYSTEM-DRIVER'S HTR	71L	EXTERIOR LTS-DOCKING	95A	ENGINE BRAKE & RETARDER SYSTEM	126B	KNEELING SYSTEM
45H	A/C & HEAT SYSTEM-DRIVER'S HTR	72	SUN VISOR-FEEDING	97	TACHOMETER (-)	126C	KNEELING SYSTEM
45W	A/C & HEAT SYSTEM-DRIVER'S HTR	72A	SUN VISOR-RH	100	INTERIOR LTS-GENERAL		
46	EXTERIOR LTS-MARKER	72B	SUN VISOR-RH	100A	INTERIOR LTS-GENERAL		
				100B	INTERIOR LTS-GENERAL		



No.	SYSTEM	No.	SYSTEM
126D	KNEELING SYSTEM	139	ABS SYSTEM
126E	KNEELING SYSTEM	140	WORLD TRANSM-OUTPUT SPEED LO
126F	KNEELING SYSTEM	140	ABS SYSTEM
126G	KNEELING SYSTEM	141	ABS SYSTEM
126H	KNEELING SYSTEM	141	WORLD TRANSM-ENGINE SPEED HI
126K	KNEELING SYSTEM	142	ABS SYSTEM
126R	KNEELING SYSTEM	142	WORLD TRANSM-SERIAL COM. A
126T	KNEELING SYSTEM	143	ABS SYSTEM
126W	5 MPH N.C. SIGNAL (WCL)	143	WORLD TRANSM-ECU BATTERY GRD
127	WORLD TRANSM-RETARDER FEED SOL.	143A	ABS SYSTEM
127	PRE-HEAT WATER HEATER	143W	WORLD TRANSM-BATTERY GRD
127A	PRE-HEAT WATER HEATER	143X	WORLD TRANSM-BATTERY GRD
127B	PRE-HEAT WATER HEATER	144	WORLD TRANSM-ECU CHASSIS GRD
127S	PRE-HEAT WATER HEATER	144	ABS SYSTEM
127W	PRE-HEAT WATER HEATER	144A	ABS SYSTEM
128	WORLD TRANSM-SOL. C2	145	ABS SYSTEM
128	PRE-HEAT WATER HEATER	146	ABS SYSTEM
128A	PRE-HEAT WATER HEATER	146	WORLD TRANSM-IGNITION SENSE
128B	PRE-HEAT WATER HEATER	146W	WORLD TRANSM-12V IGNITION
128W	PRE-HEAT WATER HEATER	146X	WORLD TRANSM-12V IGNITION
129	PRE-HEAT WATER HEATER	147	WORLD TRANSM-OIL TEMP
129	WORLD TRANSM-SOL. C5	147	ABS SYSTEM
130	WORLD TRANSM-SOL. GRD 3	147	ETHER COLD START
131	WORLD TRANSM-SOL. C4	147C	ETHER COLD START
132	WORLD TRANSM-ENG BRK OUTPUT (-)	148	WORLD TRANSM-OUTPUT SPEED LO
132W	WORLD TRANSM-ENG BRK OUTPUT (-)	148	ABS SYSTEM
133	WORLD TRANSM-RET. ACTUATOR HI	149	WORLD TRANSM-TURBINE SPEED HI
133	GALLEY-HEAT CONTAINERS	149	ABS SYSTEM
133A	GALLEY-HEAT CONTAINERS	149A	ABS SYSTEM
133B	GALLEY-HEAT CONTAINERS	150	WORLD TRANSM-ENGINE SPEED LO
133C	GALLEY-HEAT CONTAINERS	150	DDEC III-ECM BATTERY GRD
134	WORLD TRANSM-RET. APPLY SOL. HI	150A	DDEC III-ECM BATTERY GRD
134	GALLEY-HEAT CONTAINERS	151	DDEC III-ECM BATTERY GRD
134A	GALLEY-HEAT CONTAINERS	151	WORLD TRANSM-SERIAL COM. B
135	A/C & HEAT SYSTEM-AIR SENSOR	151	ABS SYSTEM
135	WORLD TRANSM-ANALOG GRD	151A	ABS SYSTEM
135A	A/C & HEAT SYSTEM-AIR SENSOR	152	ABS SYSTEM
135C	WORLD TRANSM-RETARDER TEMP	152A	ABS SYSTEM
135C	A/C & HEAT SYSTEM-AIR SENSOR	153	WORLD TRANSM-SPARE INPUT (-)
135D	WORLD TRANSM-RETARDER RES MOD	153	ABS SYSTEM
135D	A/C & HEAT SYSTEM-AIR SENSOR	154	WORLD TRANSM-ABS RETARDER INPUT
136	GALLEY-ACCESSORIES	154	ABS SYSTEM
136	WORLD TRANSM-ECU POWER	155	WORLD TRANSM-SPARE INPUT (-)
136V	WORLD TRANSM-12V BATTERY	155	ABS SYSTEM
136W	WORLD TRANSM-12V BATTERY	156	WORLD TRANSM-THROTTLE POS.
136X	WORLD TRANSM-12V BATTERY	156	ABS SYSTEM
137	WORLD TRANSM-RETARDER	156A	ABS SYSTEM
137	MIRROR (SPARTAN & RAMCO)	157	WORLD TRANSM-SPEEDOMETER SIGNAL
137A	MIRROR (SPARTAN & RAMCO)	157	ABS SYSTEM
137B	RR VIEW MIRROR (SPARTAN)	157A	ABS SYSTEM
137C	RR VIEW MIRROR (SPARTAN)	157B	ABS SYSTEM
137D	RR VIEW MIRROR (SPARTAN)	158	WORLD TRANSM-DIMMER
137E	RR VIEW MIRROR (SPARTAN)	160	ALARM & SIGNAL-TAG PRESS SW
137F	RR VIEW MIRROR (SPARTAN)	160	WORLD TRANSM-SER. INTERFACE (-)
137G	RR VIEW MIRROR (SPARTAN)	161	WORLD TRANSM-SIGNAL GRD
138	WORLD TRANSM-RETARDER TEMP	161B	WORLD TRANSM-SIGNAL GRD
138	ABS SYSTEM	162	WORLD TRANSM-PRESS. SW C3
138A	ABS SYSTEM	163	WORLD TRANSM-RETARDER ENABLE
139	WORLD TRANSM-OUTPUT SPEED HI	164	WORLD TRANSM-RET. ACTUATOR SIGN

No.	SYSTEM	No.	SYSTEM
165	WORLD TRANSM-OIL LEVEL SIGNAL	302B	DOOR AJAR MAGN.SW. (WCL)
165	A/C & HEAT SYSTEM-TRANSMITER	303	REMOTE WALL SW. DWN (WCL)
165A	A/C & HEAT SYSTEM-TRANSMITER	304	REMOTE WALL SW. UP (WCL)
165B	A/C & HEAT SYSTEM-TRANSMITER	305	PARK. BRAKE SOL. VALVE (WCL)
165C	A/C & HEAT SYSTEM-TRANSMITER	305A	PARK. BRAKE SAFETY SW. (WCL)
165D	A/C & HEAT SYSTEM-TRANSMITER	417	DDEC III-LIMIT SPEED GOVERNOR
166B	A/C & HEAT SYSTEM-EVAP. MOD.	419	DDEC III-CHECK ENGINE LIGHT
167	A/C & HEAT SYSTEM-TEMP. CTR	439	DDEC III-12V IGNITION
167A	A/C & HEAT SYSTEM-TEMP. CTR	440	DDEC III-12V IGNITION
168	WORLD TRANSM-SER. INTERFACE (+)	440A	DDEC III-12V IGNITION
168	A/C & HEAT SYSTEM-HUMIDISTAT	451	DDEC III-A/C FAN CLUTCH
168A	A/C & HEAT SYSTEM-HUMIDISTAT	505	DDEC III-TACHOMETER DRIVE
170	LUGGAGE DOOR LOCK	509	DDEC III-STOP ENGINE LIGHT
170C	LUGGAGE DOOR LOCK	510	DDEC III-FAST IDLE SIGNAL
170E	LUGGAGE DOOR LOCK	524	DDEC III-ENGINE BRAKE DISABLE
170H	LUGGAGE DOOR LOCK	525	DDEC III-FAST IDLE SIGNAL
180	DIGITAL THERMOMETER	528	DDEC III-STOP ENG. OVERRIDE
181	DIGITAL THERMOMETER	531	DDEC III-CRUISE CLUTCH RELEASE
197	FUEL WATER FILTER	541	DDEC III-CRUISE SET SW
197A	FUEL WATER FILTER	543	DDEC III-CRUISE STOP SW CUT IN
197B	FUEL WATER FILTER	544	DDEC III-CRUISE ON/OFF SW
201	WORLD TRANSM-SPARE	545	DDEC III-CRUISE RESUME SW
202	WORLD TRANSM-SPARE	555	DDEC III-FAN CLUTCH SPEED# 1
203	WORLD TRANSM-SPARE	556	DDEC III-VEHICLE SPEED (+)
204	WORLD TRANSM-SPARE	557	DDEC III-VEHICLE SPEED (-)
205	WORLD TRANSM-SPARE	563	DDEC III-FAN CLUTCH SPEED# 2
206	WORLD TRANSM-SPARE	564	DDEC III-DIGITAL OUTPUT
214	WORLD TRANSM-BACK UP SIGNAL	565	DDEC III-ENGINE BRAKE ACTIVE
231	NEUTRAL SIGNAL GRD	583	DDEC III-ENGINE BRAKE 4 CYL.
231W	NEUTRAL SIGNAL GRD (WCL)	900	DDEC III-DATA LINK (+)
240	DDEC III-ECM 12V FEEDING	901	DDEC III-DATA LINK (-)
241	DDEC III-ECM 12V FEEDING	908	DDEC III-HYDRAULIC PWM#1 OUTPUT
250	VIDEO SYSTEM & TV RECEIVER	916	DDEC III-SENSOR SUPPLY (5VDC)
251	VIDEO SYSTEM & TV RECEIVER	952	DDEC III-SENSOR RETURN
252	VIDEO SYSTEM & TV RECEIVER	953	DDEC III-BATTERY GRD
253	GALLEY-MICROWAVE	979	DDEC III-ENGINE BRAKE 2 CYL.
254	GALLEY-12V FRIGO NORCOLD	800	RR JCT BOX CPT BATT GRD
254A	GALLEY-FRIGO	B000	RR JCT BOX CPT BATT GRD
255	GALLEY-COFEEMAKER	BA	INTERIOR LTS-110V FLUORESCENT
255A	GALLEY-COFEEMAKER	BB	INTERIOR LTS-110V FLUORESCENT
257	WINDSHIELD HEATED	D1	SOUND SYSTEM-FR RH SPEAKER
257A	WINDSHIELD HEATED	D2	SOUND SYSTEM-FR RH SPEAKER
257B	WINDSHIELD HEATED	D3	SOUND SYSTEM-FR RH SPEAKER
257C	WINDSHIELD HEATED	D4	SOUND SYSTEM-RR RH SPEAKER
257D	WINDSHIELD HEATED SPARE	D5	SOUND SYSTEM-RR RH SPEAKER
257E	WINDSHIELD HEATED SPARE	D6	SOUND SYSTEM-RR RH SPEAKER
258	WINDSHIELD HEATED	D9	SOUND SYSTEM-DRIVER SPEAKER
258A	WINDSHIELD HEATED	D10	SOUND SYSTEM-DRIVER SPEAKER
259	WINDSHIELD HEATED	G1	SOUND SYSTEM-FR LH SPEAKER
259A	WINDSHIELD HEATED	G2	SOUND SYSTEM-FR LH SPEAKER
290	FAN CLUTCH RADIATOR	G3	SOUND SYSTEM-FR LH SPEAKER
291	FAN CLUTCH RADIATOR SPD 1	G4	SOUND SYSTEM-RR LH SPEAKER
292	FAN CLUTCH RADIATOR SPD 2	G5	SOUND SYSTEM-RR LH SPEAKER
300	DOOR AJAR MAGN.SW. (WCL)	G6	SOUND SYSTEM-RR LH SPEAKER
300A	POWER SYSTEM SW. (WCL)	G9	SOUND SYSTEM-DRIVER SPEAKER
300B	DOOR AJAR ALARM (WCL)	G10	SOUND SYSTEM-DRIVER SPEAKER
301	POWER SYSTEM SW. (WCL)		
302	DOOR AJAR T.T.LT. (WCL)		
302A	DOOR AJAR ALARM SIGN.(WCL)		

No.	SYSTEM	No.	SYSTEM	No.	SYSTEM	No.	SYSTEM
L1	VIDEO SYSTEM-110V INVERTER	SP15	SPARE-RJB TO ENGINE				
L1A	INTERIOR LTS-110V FLUORESCENT	SP16	SPARE-RJB TO ENGINE				
L1B	INTERIOR LTS-110V FLUORESCENT	SP17	SPARE-RJB TO ENGINE				
L2	INTERIOR LTS-110V FLUORESCENT	SP18	SPARE-FJB TO FR SERV CPT				
L2A	INTERIOR LTS-110V FLUORESCENT	SP24	SPARE-RJB TO LH HAT RACK				
L2B	INTERIOR LTS-110V FLUORESCENT	SP25	SPARE-RJB TO LH HAT RACK				
L3A	GALLEY-110V FRIGO	SP26	SPARE-RJB TO LH HAT RACK				
L4	GALLEY-110V FRIGO	SP27	SPARE-RJB TO LH HAT RACK				
LL0	110V RECEPTACLE	SP28	SPARE-RJB TO LH HAT RACK				
LL1	110V RECEPTACLE	SP31	SPARE-RJB TO RH HAT RACK				
LL2	110V RECEPTACLE	SP32	SPARE-RJB TO RH HAT RACK				
LL3	GALLEY-110V FRIGO	SP33	SPARE-FJB TO RJB				
L7	GALLEY-110V MICROWAVE OVEN	SP36	BACK-UP MONITOR-RJB TO LH SW PANEL				
L8	ENG. BLK & WATER TANK-HEATER	SP37	SPARE-ALARM JCT BOX				
L9	ENG. BLK & WATER TANK-HEATER	SP38	SPARE-ALARM JCT BOX TO RJB				
N1	VIDEO SYSTEM-110V INVERTER	SP39	SPARE-ALARM JCT BOX TO FJB				
N7	GALLEY-110V MICROWAVE OVEN	SP40	SPARE-ALARM JCT BOX TO FJB				
M1	SOUND SYSTEM-RADIO	SP43	SPARE-FJB TO RJB				
M2	SOUND SYSTEM-RADIO	SP45	SPARE-FJB TO RJB				
M3	SOUND SYSTEM-RADIO	SP46	SPARE-RJB TO LH FR ROOF				
M4	SOUND SYSTEM-SPEAKER CTR SW	SP48	SPARE-RJB TO RH FR ROOF				
M5	SOUND SYSTEM-SPEAKER CTR SW	SP56	SPARE-FJB TO RH SW PANEL				
M6	SOUND SYSTEM-RADIO	SP57	SPARE-FJB TO ENGINE				
M7	SOUND SYSTEM-RADIO	SP58	SPARE-FJB TO ENGINE				
M8	SOUND SYSTEM-RADIO	SP59	SPARE-FJB TO ENGINE				
M9	SOUND SYSTEM-RADIO	SP61	SPARE-FJB TO RH CONSOLE				
M10	SOUND SYSTEM-MICRO OUTLET	SP68	SPARE-FJB TO ENGINE ECM				
M11	SOUND SYSTEM-MICRO OUTLET	SP69	SPARE-FJB TO FR AXLE				
M12	SOUND SYSTEM-MICRO OUTLET	SP70	SPARE-FJB TO FR AXLE				
M13	SOUND SYSTEM-P.A. VOLUME	SP71	SPARE-FJB TO RH SW PANEL				
M14	SOUND SYSTEM-P.A. VOLUME	SP72	SPARE-FJB TO FR SERV CPT				
M15	SOUND SYSTEM-P.A. VOLUME	SP74	SPARE-FJB TO LH CONSOLE				
M20	SOUND SYSTEM-RADIO	SP77	SPARE-FJB TO A/C JB CPT				
M21	SOUND SYSTEM-RADIO	SP78	SPARE-FJB TO A/C JCT BOX				
M23	SOUND SYSTEM-RADIO	SP79	SPARE-FJB TO A/C JCT BOX				
M24	SOUND SYSTEM-RADIO	SP80	SPARE-TO A/C JCT BOX CPT				
M25	SOUND SYSTEM-RADIO	SP82	SPARE-FJB TO LH CONSOLE				
RA	INTERIOR LTS-110V FLUORESCENT	SP83	SPARE-FJB TO RH CONSOLE				
RB	INTERIOR LTS-110V FLUORESCENT	SP84	SPARE-FJB TO RH CONSOLE				
YC	INTERIOR LTS-110V FLUORESCENT	SP85	SPARE-FJB TO LH CONS & SW PAN				
YD	INTERIOR LTS-110V FLUORESCENT	SP86	SPARE-FJB TO LH CONS & SW PAN				
WC	A/C & HEAT SYST-EVAP CTR SIGN	SP87	SPARE-RJB TO LH HAT RACK				
SH	VIDEO & TV RECEIVER-SHIELD GRD	SP88	SPARE-RJB TO RH HAT RACK				
SH	SOUND SYSTEM-SHIELD GRD	SP92	SPARE-RJB TO A/C JCT BOX				
SH2	SPEEDOMETER-SHIELD GRD	SP93	SPARE-RJB TO EVAPORATOR CPT				
SH4	SPEEDOMETER-SHIELD GRD	SP94	SPARE-RJB TO RR ROOF				
SP2	SPARE-FJB TO FR SERV CPT	SP95	SPARE-RJB TO RR ROOF				
SP3	SPARE-FJB TO CENTER DASH	SP96	SPARE-RJB TO LUGG CPT #2				
SP4	SPARE-FJB TO CENTER DASH	SP97	SPARE-RJB TO LUGG CPT #3				
SP5	SPARE-RJB TO LUGG CPT #2	SP98	SPARE-RJB TO LUGG CPT #3				
SP6	SPARE-RJB TO LUGG CPT #1	SP104	SPARE-RJB TO ENGINE CPT				
SP7	SPARE-RJB TO LUGG CPT #1	SP105	SPARE-DASH TO ENGINE CRADLE ACCES.				
SP8	SPARE-RJB TO LUGG CPT #1						
SP9	SPARE-RJB TO LUGG CPT #2						
SP10	SPARE-RJB TO LUGG CPT #1						
SP11	SPARE-RJB TO ENGINE						
SP12	SPARE-RJB TO ENGINE						
SP13	SPARE-RJB TO ENGINE						
SP14	SPARE-FJB TO FR SERV CPT						

## CIRCUIT BREAKER CODE (CB)

Page F : 1

## CIRCUIT BREAKER CODE (CB)

Page F : 1

NO.	PAGE	AMPERE	#PREVOST	LOCATION	FUNCTION
CB1	2	40A	560703	BAT CPT	12V IGNITION
CB2	1	30A	870690	BAT CPT	12V HOT WIRE
CB3	1	40A	560703	BAT CPT	12V FEED RR JCT BOX
CB4	1	40A	560703	BAT CPT	12V FEED FR JCT BOX
CB5	1	30A	870690	BAT CPT	24V HOT WIRE
CB6	1	90A	560298	BAT CPT	24V FEED RJ B & STARTER RLY
CB7	1	90A	560298	BAT CPT	24V FEED FJB & INVERTER CPT
CB8	1	150A	560299	BAT CPT	A/C JCT BOX & EVAP. FAN
CB9	1	150A	560299	BAT CPT	CONDENSER FAN MOTOR
CB10	4	8A	561791	FR JCT BOX	MASTER SWITCH
CB11	30	8A	561791	GALLEY	RH HEATING CONTAINER
CB12	30	8A	561791	GALLEY	LH HEATING CONTAINER
CB13	30	6A	561790	GALLEY	REFRIGERATOR
CB14	33	15A	561793	RR JCT BOX	PRE-HEAT WATER HEATER (WEBASTO)
CB15	33	15A	561793	RR JCT BOX	PRE-HEAT WATER HEATER
CB16	4	8A	561791	RR JCT BOX	ENGINE-RR CTR & START SW
CB18	4	8A	561791	RR JCT BOX	ENGINE-FR CTR SW
CB19	5	15A	561793	BAT CPT	E.C.M. DDEC III
CB20	5	15A	561793	BAT CPT	E.C.M. DDEC III
CB21	5	6A	561790	BAT CPT	12V IGNITION DDEC III
CB22	1	40A	560703	BAT CPT	INVERTER VEDEO SYSTEM
CB24	6	20A	561794	BAT CPT	V.I.M. WORLD TRANSMISSION
CB26	11	10A	561792	RR JCT BOX	BACK-UP LTS
CB27	7	8A	561791	FR JCT BOX	24V IGN DASH ACCESSORIES
CB28	7	6A	561790	FR JCT BOX	12V IGN. VOLTMETER & SPEEDO-TACHO
CB29	7	20A	561794	FR JCT BOX	ELECTRICAL HORNS
CB30	7	6A	561790	FR JCT BOX	FIRE ALARM
CB31	8	8A	561791	RR JCT BOX	AIR DRYER
CB32	8	6A	561790	FR JCT BOX	LO FUEL & ETHER COLD START
CB32	8	6A	561790	FR JCT BOX	ETHER COLD START & CRUISE DECEL EFF. S284
CB33	8	6A	561790	FR JCT BOX	PARKING BRAKE SW
CB34	11	10A	561792	RR JCT BOX	BACK-UP ALARM
CB35	11	6A	561790	FR JCT BOX	FOG & HAZARD SW
CB36	11	15A	561793	FR JCT BOX	FOG LTS
CB37	9	6A	561790	FR JCT BOX	HEAD & MULTI-FUNC. SW
CB38	9	10A	561792	FR JCT BOX	FR MARKER LTS
CB39	9	20A	561794	FR JCT BOX	CLEARANCE & IDENT. LTS
CB40	9	8A	561791	FR JCT BOX	FR CLEARANCE & IDENT. LTS
CB41	9	8A	561791	RR JCT BOX	RR CLEARANCE & IDENT. LTS
CB42	9	8A	561791	RR JCT BOX	RR MARKER, TAIL, LICENCE LTS
CB43	9	20A	561794	FR JCT BOX	HEADLAMP (HI)
CB44	9	15A	561793	FR JCT BOX	HEADLAMP (LO)
CB45	10	10A	561792	FR JCT BOX	MULTI-FUNC. SW (WIPER CTR)
CB46	10	20A	561794	FR JCT BOX	FLASHER & HAZARD UNIT
CB47	10	10A	561792	FR JCT BOX	CORNERING LTS
CB48	11	6A	561790	FR JCT BOX	STOP SW
CB49	11	15A	561793	RR JCT BOX	STOP & CYCLOP LTS
CB50	14	6A	561790	RR JCT BOX	HAT RACK COMPT. LTS
CB51	12	10A	561792	FR JCT BOX	UP WINDSH. WIPER & WASHER
CB52	13	15A	561793	RR JCT BOX	LUGGAGE LTS & DOOR AJAR LTS
CB53	13	6A	561790	RR JCT BOX	ENGINE COMPT. LTS
CB54	13	6A	561790	RR JCT BOX	FR SERVICE COMPT. LTS
CB55	14	8A	561791	RR JCT BOX	AILSE LTS
CB56	14	6A	561790	RR JCT BOX	EMERGENCY EXIT LTS
CB57	14	8A	561791	FR JCT BOX	DASH LTS RHEOSTAT
CB59	15	8A	561791	FR JCT BOX	DRIVER'S, READING & GENERAL - LTS
CB60	15	15A	561793	RR JCT BOX	READING LTS RH
CB61	15	15A	561793	RR JCT BOX	READING LTS LH
CB62	15	10A	561792	RR JCT BOX	GENERAL LTS
CB63	16	6A	561790	ALARM JCT BOX	110V FLUORESCENT LH

NO.	PAGE	AMPERE	#PREVOST	LOCATION	FUNCTION
CB64	16	6A	561790	ALARM JCT BOX	110V FLUORESCENT RH
CB65	16	10A	561792	RR JCT BOX	24V FLUORESCENT RH
CB66	16	10A	561792	RR JCT BOX	24V FLUORESCENT LH
CB67	17	6A	561790	FR JCT BOX	HOSTESS & PASSENGER CHIME
CB69	16	6A	561790	ALARM JCT BOX	GALLEY 110V REFRIGERATOR
CB70	18	6A	561790	FR JCT BOX	A/C & HEAT SW
CB71	18	10A	561792	A/C JCT BOX	A/C LOGIC PANEL
CB72	18	6A	561790	A/C JCT BOX	A/C COMPRESSOR CLUTCH
CB73	18	15A	561793	A/C JCT BOX	WATER PUMP
CB75	30	30A	870690	INVERTER COMPT	HEATING CONTAINERS
CB76	30	30A	870690	INVERTER COMPT	COFFEE MAKER
CB77	19	40A	560703	A/C JCT BOX	CONDENSER FAN MOTOR RH
CB78	19	40A	560703	A/C JCT BOX	CONDENSER FAN MOTOR LH
CB79	19	10A	561792	FR JCT BOX	DRIVER'S HTR FAN
CB80	31	8A	561791	FR JCT BOX	MIRROR-ADJUST & HEATED SW
CB81	20	15A	561793	FR JCT BOX	DRIVER'S WINDOW-LIFT & LIGHTER
CB82	28	10A	561792	FR JCT BOX	UPPER WINDSHIELD DEFROST
CB83	21	6A	561790	FR JCT BOX	TACHOGRAPH & WATER HEATER TIMER
CB84	20	3A	561792	FR JCT BOX	SUN VISOR
CB85	22	6A	561790	FR JCT BOX	ENTRANCE DOOR (SEDAN) & STEP LTS
CB86	23	8A	561791	RR JCT BOX	LAVATORY PUMP
CB88	23	6A	561790	RR JCT BOX	LAVATORY LTS
CB89	23	3A	561797	RR JCT BOX	LAVATORY FLUORESCENT
CB90	23	6A	561790	FR JCT BOX	FR DESTINATION SIGN
CB91	24	6A	561790	FR JCT BOX	DIGITAL THERMOMETER
CB92	24	6A	561790	FR JCT BOX	KNEELING SYSTEM
CB102	26	15A	561793	FR JCT BOX	SOUND SYSTEM
CB103	26	15A	561793	FR JCT BOX	SOUND SYSTEM
CB105	27	6A	561790	FR JCT BOX	E.C.U. ABS
CB106	27	10A	561792	FR JCT BOX	E.C.U. ABS
CB107	27	10A	561792	FR JCT BOX	E.C.U. ABS
CB109	23	8A	561791	RR JCT BOX	LAVATORY FAN & NIGHT LT
CB110	25	3A	561797	FR JCT BOX	LUGGAGE DOOR LOCK
CB113	11	10A	561792	RR JCT BOX	DOCKING LTS
CB121	28	20A	561794	FR JCT BOX	HEATING WINDSHIELD LH
CB122	28	20A	561794	FR JCT BOX	HEATING WINDSHIELD RH
CB124	8	6A	561790	RR JCT BOX	RADIATOR FAN CLUTCH
CB125	32	8A	561791	RR JCT BOX	POWER SYSTEM (WCL)
CB126	32	150A	560299	BAT CPT	HYD. MOTOR PUMP (WCL)

No.	LOCATION	TYPE	(NB) CAVITY	#PIN HOUSING	#SOCKET HOUSING
C1	FR JCT BOX COMPARTMENT	AMP CPC	37	561644	561646
C2	FR JCT BOX COMPARTMENT	AMP CPC	24	561641	561643
C3	FR JCT BOX COMPARTMENT	AMP CPC	37	561714	561713
C4	FR JCT BOX COMPARTMENT	AMP CPC	16	561693	561695
C5	FR SERVICE COMPT.-UNDERNEATH	AMP CPC	37	561644	561646
C6	FR SERVICE COMPT.-UNDERNEATH	AMP CPC	24	561641	561643
C7	FR JCT BOX COMPT.-UNDERNEATH	AMP MNL	15	561987	561986
C8	FR SERVICE COMPT.-UNDERNEATH	AMP CPC	37	561714	561713
C9	ALARM JCT BOX	AMP CPC	16	561693	561695
C10	ALARM JCT BOX	AMP CPC	37	561644	561646
C11	FR SERVICE COMPARTMENT	AMP CPC	24	561642	561643
C12	FR SERVICE COMPARTMENT	AMP CPC	16	561639	561640
C12	LH CONSOLE-HEATER MIR.	AMP MNL	2	561248	561247
C13	FR SERVICE COMPT.	AMP MNL	6	561552	561515
C13	LH CONSOLE-CTR MIRROR	AMP MNL	6	561552	561515
C14	UNDER DASH-LH MIRROR	AMP MNL	9	561661	561662
C15	RR JCT BOX	AMP CPC	24	561641	561643
C15	UNDER DASH-RH MIRROR	AMP MNL	9	561661	561662
C16	LH CONSOLE SW-CRUISE ON OFF	SWF	8	-----	561107
C17	LH CONSOLE SW-CRUISE RESUME	SWF	8	-----	561107
C18	LH CONSOLE SW-CRUISE SET	SWF	8	-----	561107
C20	RR JCT BOX	AMP CPC	37	561644	561646
C21	RR JCT BOX	AMP CPC	24	561641	561643
C26	HYD & MAN TRANSM.-NEUT. & B/U	PED WP	4	561610	561611
C27	HYD & MAN TRANSM.-SPEED SENS.	PED WP	2	561566	561690
C32	DDEC ENGINE-ECM	PED	30	-----	561600
C35	RR JCT BOX	AMP CPC	24	561642	561643
C36	EMERGENCY EXIT LTS	AMP MNL	2	560900	560898
C37	RR SECTION-LH HAT RACK	AMP MNL	9	561661	561662
C38	RR SECTION-RH HAT RACK	AMP MNL	9	561661	561662
C40	RR JCT BOX	AMP CPC	16	561639	561640
C41	LAVATORY ROOF FLUORESCENT	AMP MNL	2	560900	560898
C42	LAVATORY BACK WALL-WTR TANK	AMP MNL	2	560900	560898
C43	LAVATORY BACK WALL-ACCES.	AMP MNL	9	561661	561662
C45	ALARM JCT BOX COMPARTMENT	AMP CPC	24	561642	561643
C47	FR SERVICE COMPARTMENT	AMP CPC	16	561694	561695
C49	BATTERIE COMPT.-LT	AMP MNL	2	561248	561247
C50	FR SERVICE COMPT.-LOW BUOY	PED WP	1	561605	561517
C52	RR JCT BOX	AMP CPC	22	561709	561710
C53	RR JCT BOX	AMP CPC	14	561585	561584
C54	UNDER DASH-PA UNIT	AMP MNL	6	561552	561515
C55	UNDER DASH-RH SW PANEL	AMP CPC	9	561636	561637
C56	UNDER DASH-RH CONSOLE	AMP CPC	24	561642	561643
C57	UNDER DASH-RH ACCESSORIES	AMP CPC	22	561989	561710
C58	EVAPORATOR COMPARTMENT	AMP CPC	14	561585	561583
C59	EVAPORATOR COMPARTMENT	AMP CPC	16	561639	561640
C60	RR JCT BOX COMPT.-LT	AMP MNL	2	561248	561247
C61	LUGGAGE COMPARTMENT LTS	AMP MNL	2	561248	561247
C62	LUGGAGE COMPARTMENT LTS	AMP MNL	2	561248	561247
C63	LUGGAGE COMPARTMENT LTS	AMP MNL	2	561248	561247
C64	LUGGAGE COMPARTMENT LTS	AMP MNL	2	561248	561247
C65	LUGGAGE COMPARTMENT LTS	AMP MNL	2	561248	561247

No.	LOCATION	TYPE	(NB) CAVITY	#PIN HOUSING	#SOCKET HOUSING
C66	LUGGAGE COMPARTMENT LTS	AMP MNL	2	561248	561247
C67	LUGGAGE COMPARTMENT LTS	AMP MNL	2	561248	561247
C68	LUGGAGE COMPARTMENT LTS	AMP MNL	2	561248	561247
C69	RR AXLE ACC-INSIDE PVC END	PED WP	6	561568	561578
C70	ALARM JCT BOX COMPARTMENT	AMP CPC	24	561642	561643
C71	UNDER INSTRUMENT PANEL-LH	AMP CPC	37	561645	561646
C72	UNDER INSTRUMENT PANEL-CENT.	AMP CPC	37	561645	561646
C73	UNDER INSTRUMENT PANEL-CENT.	AMP CPC	16	561639	561640
C74	UNDER INSTRUMENT PANEL-RH	AMP CPC	24	561642	561643
C75	ALARM JCT BOX COMPARTMENT	PED WP	4	561610	561611
C76	LUGGAGE COMPT.-AIR RET.SENS.	AMP MNL	2	561248	561247
C77	LUGGAGE COMPT.-AIR RET.SENS.	AMP MNL	2	561248	561247
C78	FR JCT BOX COMPARTMENT	AMP CPC	22	561709	561710
C79	FR SERVICE COMPT.-UNDERNEATH	AMP CPC	37	561644	561646
C80	LUGGAGE COMPT.-AIR RET.SENS.	AMP MNL	2	561248	561247
C81	PASSENGER COMPT.-AISLE LTS	AMP MNL	2	560900	560898
C82	ENTRANCE DOOR	MOLEX	6	562070	562069
C83	ENTRANCE DOOR-PROIMITY SW	MOLEX	4	561477	561476
C84	ENTRANCE DOOR-PRESSURE SW	PED WP	2	561566	561690
C85	UNDER INSTRUMENT PANEL LH	AMP MTA-100	8	-----	562248
C87	RR END ROOF	AMP CPC	9	561636	561637
C88	RR END ROOF-CLEARANCE LTS	AMP MNL	2	560900	560898
C89	RR END ROOF-B/U NONITOR	AMP CPC	4	561582	561581
C90	RR JCT BOX	AMP CPC	15	561987	561986
C91	RR JCT BOX	AMP CPC	37	561714	561713
C92	FR JCT BOX COMPT-ANTI SKID	AMP CPC	9	561635	561637
C93	FR JCT BOX COMPT-ANTI SKID	WABCO	35	-----	641094
C96	FR AXLE ACCESSORIES	AMP CPC	14	561585	561585
C97	RR AXLE ACC-INSIDE PVC END	PED WP	6	561568	561578
C98	FR SERVICE COMPT-EL.FT.PEDAL	PED WP	3	561782	561781
C99	FR SERVICE COMPT LTS	AMP MNL	2	561248	561247
C100	FR SERVICE COMPT-CORNERING LT	PED WP	2	561566	561690
C101	FR SERVICE COMPT-ELEC. HORNS	PED WP	2	561566	561690
C102	FR SERV & SIDE CPT-FLASH. LH	ITT SS	2	561813	561812
C103	FR SERV & SIDE CPT-MARKERS	ITT SS	2	561813	561812
C104	FR SERV & SIDE CPT-FLASH. RH	ITT SS	2	561813	561812
C105	FR SERVICE COMPT-LIO.S.VALVE	PED WP	2	561566	561690
C106	FR SERVICE COMPT-WATER VALVE	PED WP	2	561566	561690
C107	EVAPORATOR COMPT-DAMPER	PED WP	2	561566	561690
C108	FR SERVICE COMPT-KNEEL.SYS	PED WP	3	561566	561690
C109	FR SERVICE COMPT-KNEEL.SYS	PED WP	2	561566	561690
C110	FR SERVICE COMPT-KNEEL.SYS	PED WP	2	561566	561690
C111	EVAPORATOR COMPT-DAMPER	ITT SS	2	561813	561812
C113	BATT. & RR J.B.CPT.MARKER LT	ITT SS	2	561813	561812
C114	RR J. BOX CPT DOOR DIR LT LH	ITT SS	2	561813	561812
C115	ENGINE COMPT-AIR DRYER	PED WP	2	561566	561690
C116	ENGINE COMPT. LTS	PED WP	2	561566	561690
C117	ENGINE COMPT. LTS	PED WP	2	930210	-----
C118	ENGINE COMPT-LAVATORY FAN	TC	2	561030	560997
C119	ENGINE CPT RR DOOR RH LO LAMP	PED WP	6	561606	561607
C120	ENGINE CPT RR DOOR LH LO LAMP	PED WP	6	561606	561607
C121	BATTERIE CPT: DOOR DIR LT RH	ITT SS	2	561813	561812
C122	ENGINE CPT-CAMERA DOOR VALVE	PED WP	2	561566	561690
C124	ENGINE CPT-ETHER SW	PED WP	2	561566	561690

No.	LOCATION	TYPE	(NB) CAVITY	#PIN HOUSING	#SOCKET HOUSING
C125	ENGINE CPT-B/U ALARM	PED WP	2	561566	561690
C126	ENGINE CPT-FLUSHING PUMP	PED WP	2	561566	561690
C127	ENGINE CPT-FUEL FILTER	PED WP	2	561566	561690
C128	ENGINE CPT-A/C COMPR.CLUTCH	ITT SS	2	561813	561812
C129	ENGINE CPT-PRE-HEAT WATER	AMP FF	6	561672	561186
C130	ENGINE CPT-UNLOADER	ITT SS	2	561813	561812
C131	ENGINE CPT-UNLOADER	ITT SS	2	561813	561812
C132	ENGINE CPT-A/C LO PRESS SW	PED WP	2	561566	561690
C133	ENGINE CPT-A/C HI PRESS SW	PED WP	2	561566	561690
C134	FR JCT BOX-LUGGAGE DIODE CON.	AMP MNL	15	561987	561986
C135	FR JCT BOX-LUGGAGE DIODE CON.	AMP MNL	15	561987	561986
C136	A/C JCT BOX	DEUTSCH	40	562281	562284
C137	A/C JCT BOX-TRANSMITTER	AMP MNL	2	560900	560898
C138	A/C JCT BOX-CONTROL MODULE	AMP HDP	15	-----	562012
C139	A/C JCT BOX-LOGIC MODULE	AMP HDP	15	562011	-----
C142	LAVATORY DOOR WALL	AMP MNL	2	561248	561247
C143	LAVATORY DOOR WALL	AMP MNL	3	560908	562006
C144	UNDER LH SEAT-AISLE LTS	AMP MNL	4	560851	560852
C145	RR JCT BOX CPT-RR SIDE LTS	AMP MNL	9	561670	561669
C146	ENGINE CPT-MODULATOR VALVE	AMPHENOL	2	-----	560412
C147	BATT & RR J.B.CPT-DOCK.LTS	PED WP	2	561566	561690
C148	FR.JCT BOX COMPT. LTS	AMP MNL	2	561248	561247
C149	CONDENSER CPT-FAN MOTOR	ORDNANCE	3	562555	562001
C152	CONDENSER CPT-FUEL GAUGE	PED WP	4	561610	561611
C153	EVAPORATOR CPT-AIR AMB. SENS	AMP MNL	2	561248	561247
C154	EVAPORATOR CPT-FRESH AIR SENS	ITT SS	2	561813	561812
C155	EVAPORATOR CPT-WATER VALVE	PED WP	4	561610	561611
C156	EVAPOR. CPT-BYPASS WATER VAL.	PED WP	2	561566	561690
C157	EVAPORATOR CPT-WATER PUMP	PED WP	2	561566	561690
C158	CONDENSER CPT-A/C LO TEMP.	PED WP	2	561566	561690
C159	CONDENSER CPT-A/C HI TEMP.	PED WP	2	561566	561690
C160	FR AXLE-ABS RH SENSOR	WABCO	2	641132	-----
C161	FR AXLE-ABS RH VALVE	WABCO	3	-----	641098
C162	FR AXLE-ABS LH VALVE	WABCO	3	-----	641098
C163	FR AXLE-ABS LH SENSOR	WABCO	2	641132	-----
C164	RR AXLE-ABS LH SENSOR	WABCO	2	641132	-----
C164	RR AXLE-ABS LH SENSOR	DEUTSCH	2	562486	562485
C165	RR AXLE-ABS LH VALVE	WABCO	3	-----	641098
C166	RR AXLE-ABS RH VALVE	WABCO	3	-----	641098
C167	RR AXLE-ABS RH SENSOR	WABCO	2	641132	-----
C167	RR AXLE-ABS RH SENSOR	DEUTSCH	2	562486	562485
C168	RR AXLE-ABS OPT ATC	PED WP	4	561610	561611
C169	RR JCT BOX-SPEED SW	AMP HDP	15	-----	562012
C170	FR JCT BOX-FLASHER UNIT	TC	2	-----	561940
C171	ALARM JCT BOX CPT-LH CONSOLE	AMP CPC	37	561645	561646
C172	ENGINE COMPT-WATER TANK HEAT.	PED WP	2	561566	561690
C173	LAV.POTABLE-WATER TANK HEAT.	AMP MNL	2	560900	560898
C174	UNDER DASH RH-HTR MODULE	AMP MNL	9	561670	561669
C175	UNDER DASH RH-HTR MODULE	AMP MNL	9	561670	561669
C176	UNDER DASH RH-WIPER PULSE	AMP FF	6	-----	561186
C177	UNDER DASH RH-WIPER MOTOR	AMP FF	6	-----	561186
C178	UNDER DASH RH-LH FAN	TC	2	561030	560997
C179	UNDER DASH RH-RH FAN	TC	2	561030	560997
C181	RR JCT BOX-DIODE CONNECTOR	AMP MNL	15	561987	561986
C182	RR JCT BOX COMPT.-WT VIM	AMP CPC	16	561639	561640
C183	FR SERVICE CPT-KNEELING PAN.	PED WP	4	561610	561611
C184	FR SERVICE CPT-KNEELING SW	ITT SS	3	561111	561080
C185	RR JCT BOX COMPT.-WT VIM	PED	30	-----	561600

No.	LOCATION	TYPE	(NB) CAVITY	#PIN HOUSING	#SOCKET HOUSING
C186	RR JCT BOX CPT.-SPEED SIGN.TR	PED WP	2	561566	561690
C186M	RR JCT BOX CPT.-SPD SIGN. M.TR	PED WP	2	561566	561690
C186W	RR JCT BOX CPT.-SPD SIGN. WT	PED WP	2	561566	561690
C187	RR JCT BOX-RPM RESISTOR CON.	AMP MNL	6	561552	561515
C189	ENGINE CPT RR DOOR B/U LT	PED WP	2	561566	561690
C190	ENGINE CPT RR DOOR TAIL LT	PED WP	2	561566	561690
C191	ENGINE CPT RR DOOR RH STOP LT	PED WP	2	561566	561690
C192	ENGINE CPT RR DOOR RH DIR. LT	PED WP	2	561566	561690
C193	FR SECT. LH HAT RACK-FLUOR.	AMP MNL	2	561248	561247
C194	ENGINE CPT RR DOOR LH DIR. LT	PED WP	2	561566	561690
C195	ENGINE CPT RR DOOR LH STOP LT	PED WP	2	561566	561690
C196	ENGINE CPT RR DOOR CYCLOP LT	PED WP	2	561566	561690
C197	ENGINE CPT-A/C COMPRESSOR	PED WP	4	561889	561890
C198	ENGINE CPT-A/C COMPRESSOR	PED WP	4	561889	561890
C199	ENGINE CPT RR DOOR LICENCE LT	DOM AUTO	2	930210	-----
C200	RH HAT RACK-FLUORESCENT	AMP MNL	4	561551	561668
C201	RH HAT RACK-FLUORESCENT	AMP MNL	4	561551	561668
C202	RH HAT RACK-BALLAST	AMP MNL	4	560851	560852
C203	RH HAT RACK-BALLAST	AMP MNL	6	561552	561515
C204	RH HAT RACK-GENERAL LT	AMP MNL	3	561667	561550
C205	FR SECT.-RH HAT RACK SPEAKER	AMP MNL	9	561661	561662
C206	RH HAT RACK-READING LT	AMP MNL	2	560900	560898
C207	LH HAT RACK-READING LT	AMP MNL	2	560900	560898
C208	LH HAT RACK-BALLAST	AMP MNL	4	560851	560852
C210	FR SECT.-LH HAT RACK SPEAKER	AMP MNL	9	561661	561662
C211	FR ROOF-STORE LH	AMP MNL	2	560900	560898
C212	FR ROOF-STORE RH	AMP MNL	2	560900	560898
C213	FR ROOF-CLEARANCE LT	AMP MNL	2	560900	560898
C216	UNDER DASH LH-P.A.	AMP MNL	9	561670	561669
C217	UNDER DASH LH-P.A.	AMP MNL	3	-----	561550
C218	UNDER DASH LH-P.A.	AMP MNL	3	-----	561550
C219	UNDER DASH LH-P.A.	AMP MNL	4	-----	561668
C220	RR.JCT.BOX-FUEL PRIME PUMP	TC	1	561070	561073
C222	ALARM JCT BOX CPT-MICRO	MOLEX	4	561477	561476
C223	ALARM JCT BOX CPT-DRIV.SPEAK	AMP MNL	4	561551	561668
C225	FR SECT. RH HAT RACK-FLUOR.	AMP MNL	2	561248	561247
C227	RH SW PANEL-SPEAKER	SWF	8	-----	561107
C228	RH SW PANEL-MICRO OUTLET	MOLEX	4	561477	561476
C229	RH SW PANEL-PA VOLUME	MOLEX	4	561477	561476
C230	ENG.CPT.-FUEL PRIME PUMP FEED	DEUTSCH	2	562486	562485
C231	ENG.CPT.-FUEL PRIME PUMP SW.	PED WP	2	561566	561690
C232	ENG.CPT.-FUEL PRIME PUMP	PED WP	2	561566	561690
C233	INSTRUMENT PANEL CENTER	V.D.O.	8	-----	562043
C234	INSTRUMENT PANEL CENTER	V.D.O.	4	-----	562044
C235	INSTRUMENT PANEL CENTER	V.D.O.	8	-----	562041
C236	INSTRUMENT PANEL CENTER	AMP MNL	4	560851	560852
C237	UNDER DASH LH-JACOB CLUTCH SW	ITT SS	3	561111	561080
C238	A/C JCT BOX-DIODE CONNECTOR	AMP MNL	9	561670	561669
C239	FR SERVICE CPT-HI BUOY VALVE	PED WP	2	561566	561690
C240	FR SERVICE CPT-KNEEL PROX SW	PED WP	2	561566	561690
C241	FR SERVICE CPT-FOG RESISTOR	AMP CPC	3	561847	561862
C242	FR SERVICE CPT-MARK & DIR LT	ITT SS	3	561111	561080
C243	FR SERVICE CPT-HEADLAMPS	TC	3	-----	561071
C244	FR SERVICE CPT-LH FOG LAMP	ITT SS	2	561813	561812
C245	FR SERVICE CPT-RH FOG LAMP	ITT SS	2	561813	561812
C246	FR SERVICE CPT-MARK & DIR LT	ITT SS	3	561111	561080
C248	ALARM JCT BOX-WIPER PULSE GEN	AMP FF	6	-----	561108
C249	ALARM JCT BOX-CONV. 12V TO 5V	AMP MNL	3	561667	561550

No.	LOCATION	TYPE	(NB) CAVITY	#PIN HOUSING	#SOCKET HOUSING
C125	ENGINE CPT-B/U ALARM	PED WP	2	561566	561690
C126	ENGINE CPT-FLUSHING PUMP	PED WP	2	561566	561690
C127	ENGINE CPT-FUEL FILTER	PED WP	2	561566	561690
C128	ENGINE CPT-A/C COMPR. CLUTCH	ITT SS	2	561813	561812
C129	ENGINE CPT-PRE-HEAT WATER	AMP FF	6	561672	561186
C130	ENGINE CPT-UNLOADER	ITT SS	2	561813	561812
C131	ENGINE CPT-UNLOADER	ITT SS	2	561813	561812
C132	ENGINE CPT-A/C LO PRESS SW	PED WP	2	561566	561690
C133	ENGINE CPT-A/C HI PRESS SW	PED WP	2	561566	561690
C134	FR JCT BOX-LUGGAGE DIODE CON.	AMP MNL	15	561987	561986
C135	FR JCT BOX-LUGGAGE DIODE CON.	AMP MNL	15	561987	561986
C136	A/C JCT BOX	VEAM	37	561743	561744
C137	A/C JCT BOX-TRANSMITTER	AMP MNL	2	560900	560898
C138	A/C JCT BOX-CONTROL MODULE	AMP HDP	15	-----	562012
C139	A/C JCT BOX-LOGIC MODULE	AMP HDP	15	562011	-----
C142	LAVATORY DOOR WALL	AMP MNL	2	561248	561247
C143	LAVATORY DOOR WALL	AMP MNL	3	560908	562006
C144	UNDER LH SEAT-AISLE LTS	AMP MNL	4	560851	560852
C145	RR JCT BOX CPT-RR SIDE LTS	AMP MNL	9	561670	561669
C146	ENGINE CPT-MODULATOR VALVE	AMPHENOL	2	-----	560412
C147	BATT & RR J.B. CPT-DOCK. LTS	PED WP	2	561566	561690
C148	FR. JCT BOX COMPT. LTS	AMP MNL	2	561248	561247
C149	CONDENSER CPT-FAN MOTOR	ORDNANCE	3	562555	562001
C152	CONDENSER CPT-FUEL GAUGE	PED WP	4	561610	561611
C153	EVAPORATOR CPT-AIR AMB. SENS	AMP MNL	2	561248	561247
C154	EVAPORATOR CPT-FRESH AIR SENS	ITT SS	2	561813	561812
C155	EVAPORATOR CPT-WATER VALVE	PED WP	4	561610	561611
C156	EVAPOR. CPT-BYPASS WATER VAL.	PED WP	2	561566	561690
C157	EVAPORATOR CPT-WATER PUMP	PED WP	2	561566	561690
C158	CONDENSER CPT-A/C LO TEMP.	PED WP	2	561566	561690
C159	CONDENSER CPT-A/C HI TEMP.	PED WP	2	561566	561690
C160	FR AXLE-ABS RH SENSOR	WABCO	2	641132	-----
C161	FR AXLE-ABS RH VALVE	WABCO	3	-----	641098
C162	FR AXLE-ABS LH VALVE	WABCO	3	-----	641098
C163	FR AXLE-ABS LH SENSOR	WABCO	2	641132	-----
C164	RR AXLE-ABS LH SENSOR	WABCO	2	641132	-----
C165	RR AXLE-ABS LH VALVE	WABCO	3	-----	641098
C166	RR AXLE-ABS RH VALVE	WABCO	3	-----	641098
C167	RR AXLE-ABS RH SENSOR	WABCO	2	641132	-----
C168	RR AXLE-ABS OPT ATC	PED WP	4	561610	561611
C169	RR JCT BOX-SPEED SW	AMP HDP	15	-----	562012
C170	FR JCT BOX-FLASHER UNIT	TC	2	-----	561940
C171	ALARM JCT BOX CPT-LH CONSOLE	AMP CPC	37	561645	561646
C172	ENGINE COMPT-WATER TANK HEAT.	PED WP	2	561566	561690
C174	UNDER DASH RH-HTR MODULE	AMP MNL	9	561670	561669
C175	UNDER DASH RH-HTR MODULE	AMP MNL	9	561670	561669
C176	UNDER DASH RH-WIPER PULSE	AMP FF	6	-----	561186
C177	UNDER DASH RH-WIPER MOTOR	AMP FF	6	-----	561186
C178	UNDER DASH RH-LH FAN	TC	2	561030	560997
C179	UNDER DASH RH-RH FAN	TC	2	561030	560997
C181	RR JCT BOX-DIODE CONNECTOR	AMP MNL	15	561987	561986
C182	RR JCT BOX COMPT.-WT VIM	AMP CPC	16	561639	561640
C183	FR SERVICE CPT-KNEELING PAN.	PED WP	4	561610	561611
C184	FR SERVICE CPT-KNEELING SW	ITT SS	3	561111	561080
C185	RR JCT BOX COMPT.-WT VIM	PED	30	-----	561600
C186	FR JCT BOX CPT.-SIGN. TR. HYD.	PED WP	2	561566	561690
C187	RR JCT BOX-RPM RESISTOR CON.	AMP MNL	6	561552	561515

No.	LOCATION	TYPE	(NB) CAVITY	#PIN HOUSING	#SOCKET HOUSING
C189	ENGINE CPT RR DOOR B/U LT	PED WP	2	561566	561690
C190	ENGINE CPT RR DOOR TAIL LT	PED WP	2	561566	561690
C191	ENGINE CPT RR DOOR RH STOP LT	PED WP	2	561566	561690
C192	ENGINE CPT RR DOOR RH DIR. LT	PED WP	2	561566	561690
C193	FR SECT. LH HAT RACK-FLUOR.	AMP MNL	2	561248	561247
C194	ENGINE CPT RR DOOR LH DIR. LT	PED WP	2	561566	561690
C195	ENGINE CPT RR DOOR LH STOP LT	PED WP	2	561566	561690
C196	ENGINE CPT RR DOOR CYCLOP LT	PED WP	2	561566	561690
C197	ENGINE CPT-A/C COMPRESSOR	PED WP	4	561889	561890
C198	ENGINE CPT-A/C COMPRESSOR	PED WP	4	561889	561890
C199	ENGINE CPT RR DOOR LICENCE LT	DOM AUTO	2	930210	-----
C200	RH HAT RACK-FLUORESCENT	AMP MNL	4	561551	561668
C201	RH HAT RACK-FLUORESCENT	AMP MNL	4	561551	561668
C202	RH HAT RACK-BALLAST	AMP MNL	4	560851	560852
C203	RH HAT RACK-BALLAST	AMP MNL	6	561552	561515
C204	RH HAT RACK-GENERAL LT	AMP MNL	3	561667	561550
C205	FR SECT.-RH HAT RACK SPEAKER	AMP MNL	9	561661	561662
C206	RH HAT RACK-READING LT	AMP MNL	2	560900	560898
C207	LH HAT RACK-READING LT	AMP MNL	2	560900	560898
C208	LH HAT RACK-BALLAST	AMP MNL	4	560851	560852
C210	FR SECT.-LH HAT RACK SPEAKER	AMP MNL	9	561661	561662
C211	FR ROOF-STORE LH	AMP MNL	2	560900	560898
C212	FR ROOF-STORE RH	AMP MNL	2	560900	560898
C213	FR ROOF-CLEARANCE LT	AMP MNL	2	560900	560898
C216	UNDER DASH LH-P.A.	AMP MNL	9	561670	561669
C217	UNDER DASH LH-P.A.	AMP MNL	3	-----	561550
C218	UNDER DASH LH-P.A.	AMP MNL	3	-----	561550
C219	UNDER DASH LH-P.A.	AMP MNL	4	-----	561668
C222	ALARM JCT BOX CPT-MICRO	MOLEX	4	561477	561476
C223	ALARM JCT BOX CPT-DRIV. SPEAK	AMP MNL	4	561551	561668
C225	FR SECT. RH HAT RACK-FLUOR.	AMP MNL	2	561248	561247
C227	RH SW PANEL-SPEAKER	SWF	8	-----	561107
C228	RH SW PANEL-MICRO OUTLET	MOLEX	4	561477	561476
C229	RH SW PANEL-PA VOLUME	MOLEX	4	561477	561476
C233	INSTRUMENT PANEL CENTER	V.D.O.	8	-----	562043
C234	INSTRUMENT PANEL CENTER	V.D.O.	4	-----	562044
C235	INSTRUMENT PANEL CENTER	V.D.O.	8	-----	562041
C236	INSTRUMENT PANEL CENTER	AMP MNL	4	560851	560852
C237	UNDER DASH LH-JACOB CLUTCH SW	ITT SS	3	561111	561080
C238	A/C JCT BOX-DIODE CONNECTOR	AMP MNL	9	561670	561669
C239	FR SERVICE CPT-HI BUOY VALVE	PED WP	2	561566	561690
C240	FR SERVICE CPT-KNEEL PROX SW	PED WP	2	561566	561690
C241	FR SERVICE CPT-FOG RESISTOR	AMP CPC	3	561847	561862
C242	FR SERVICE CPT-MARK & DIR LT	ITT SS	3	561111	561080
C243	FR SERVICE CPT-HEADLAMP	TC	3	-----	561071
C244	FR SERVICE CPT-LH FOG LAMP	ITT SS	2	561813	561812
C245	FR SERVICE CPT-RH FOG LAMP	ITT SS	2	561813	561812
C246	FR SERVICE CPT-MARK & DIR LT	ITT SS	3	561111	561080
C248	ALARM JCT BOX-WIPER PULSE GEN	AMP FF	6	-----	561108
C249	ALARM JCT BOX-CONV. 12V TO 5V	AMP MNL	3	561667	561550
C250	ALARM JCT BOX-DASH LTS REGUL.	AMP MNL	6	561552	561515
C251	LH SW PANEL-FAST IDLE	SWF	8	-----	561107
C252	LH SW PANEL-SWITCH LT	SWF	2	-----	561837

No.	LOCATION	TYPE	(NB) CAVITY	#PIN HOUSING	#SOCKET HOUSING
C250	ALARM JCT BOX-DASH LTS REGUL.	AMP MNL	6	561552	561515
C251	LH SW PANEL-FAST IDLE	SWF	8	-----	561107
C252	LH SW PANEL-SWITCH LT	SWF	2	-----	561837
C253	LH SW PANEL-ETHER	SWF	8	-----	561107
C254	INST. PANEL RH-ENTR.DOOR SW.	TORRIX	5	-----	562110
C255	LH SW PANEL-JACOB	SWF	8	-----	561107
C257	INSTRUMENT PANEL CENT-SPEEDO	AMP MNL	4	560851	560852
C258	LH SW PANEL-MULTI FUNC. SW	AMP FF	8	561188	-----
C259	LH SW PANEL-MULTI FUNC. SW	AMP FF	6	-----	561108
C260	FR SERVICE CPT-LUG DOOR LCK	PED WP	6	561606	561607
C261	UNDER DASH RH-DOOR MODULE	AMP MNL	9	561670	561669
C262	UNDER DASH RH-DOOR MODULE	AMP MNL	4	561551	561668
C263	UNDER DASH RH-DOOR MODULE	AMP MNL	3	561667	561550
C264	UNDER DASH RH-DOOR MODULE	AMP MNL	3	561667	561550
C265	UNDER DASH RH-DOOR MODULE	AMP HDP-20	15	562011	562012
C267	UNDER DASH RH	AMP CPC	24	561642	561643
C268	UNDER DASH LH-MIRROR	AMP MNL	6	561552	561515
C269	UNDER DASH RH-MIRROR	AMP MNL	6	561552	561515
C270	LH MIRROR POST	MOLEX	6	562070	562069
C271	RH MIRROR POST	MOLEX	6	562070	562069
C272	LH MIRROR	SPARTAN	6	-----	990158
C273	RH MIRROR	SPARTAN	6	-----	990158
C274	RADIO	AMP MNL	9	561670	561669
C276	UNDER DASH RH-LOCK SOL.VALVE	AMP MNL	2	561248	561247
C286	RH SW PANEL-A/C & HEAT	SWF	8	-----	561107
C287	ENGINE COMPT-LTS SW	PED WP	2	561566	561690
C288	RH SW PANEL-FRESH AIR	SWF	8	-----	561107
C289	RH SW PANEL-SWITCH LT	SWF	2	-----	561837
C292	LH CONSOLE COMPT-VIDEO SYST.	AMP MNL	4	561671	561668
C293	LH CONSOLE SW-VIDEO SYST.	SWF	8	-----	561107
C297	INSTRUMENT PANEL RH -LTS	AMP MNL	2	560900	560898
C298	LH CONSOLE COMPT-VIDEO SYST.	AMP MNL	9	561670	561669
C299	LH CONSOLE SW-GALLEY	SWF	8	-----	561107
C300	INVERTER COMPT.	AMP CPC	16	561639	561640
C301	INSTRUMENT PANEL CENT-TACHO	AMP MNL	4	560851	560852
C303	INVERTER COMPT-GALLEY CTR	AMP MNL	9	561661	561662
C305	GALLEY	AMP CPC	3	561862	561847
C306	GALLEY	AMP MNL	9	561661	561662
C308	LH CONSOLE SW-RHEOSTAT	AMP MNL	2	561248	561247
C308	LH CONSOLE SW-RHEOSTAT	TC	2	561030	560997
C309	DDEC ENGINE-ECM POWER CON.	PED MP	5	-----	562345
C310	LH CONSOLE SW-LUG. DOOR LCK	SWF	8	-----	561107
C311	LH CONSOLE SW-HOS & PAS CHIME	SWF	8	-----	561107
C312	LH CONSOLE SW-READING LTS	SWF	8	-----	561107
C313	LH CONSOLE SW-GEN & FLUOR LTS	SWF	8	-----	561107
C314	LH CONSOLE SW-FR DEST. SIGN	SWF	8	-----	561107
C315	LH CONSOLE SW-LH STORE	SWF	8	-----	561107
C316	LH CONSOLE SPARE SWITCH	SWF	8	-----	561107
C317	LH CONSOLE SW-RH STORE	SWF	8	-----	561107
C318	LH CONSOLE SW-DRV WINDOW LIFT	SWF	8	-----	561107
C320	LH CONSOLE SW-DRIVER'S LTS	SWF	8	-----	561107
C322	LH CONSOLE DRV WIND LIFT MOT	PED PO	2	-----	561848
C323	LH CONSOLE CRUISE CTR SW PAN.	AMP CPC	9	561636	561637
C324	GALLEY-REFRIGERATOR	AMP MNL	2	561247	561248
C325	LH CONSOLE SW-KNEELING	SWF	8	-----	561107
C326	LH CONSOLE SW-SPARE	SWF	8	-----	561107
C327	ENGINE COMPT-RR START SW BOX	AMP CPC	9	561635	561637

No.	LOCATION	TYPE	(NB) CAVITY	#PIN HOUSING	#SOCKET HOUSING
C328	GALLEY-LAMP	AMP MNL	2	561248	561247
C329	ENGINE TACHO SIGNAL	PED WP	3	561781	561789
C330	GALLEY MICROWAVE SW LT	SWF	2	-----	561837
C331	GALLEY MICROWAVE SW	SWF	8	-----	561107
C332	GALLEY RH CONTAINER SW LT	SWF	2	-----	561837
C333	GALLEY RH CONTAINER SW	SWF	8	-----	561107
C334	GALLEY LH CONTAINER SW	SWF	8	-----	561107
C335	GALLEY LH CONTAINER SW LT	SWF	2	-----	561837
C336	INSTRUMENT PANEL RH-DIF OIL T	AMP MNL	3	561667	561550
C337	INSTR PANEL LH-UP WIPER SW	SWF	8	-----	561107
C338	INSTR PANEL LH-UP DEFROST SW	SWF	8	-----	561107
C339	INSTR PANEL LH-UP WASHER SW	SWF	8	-----	561107
C340	ALARM JCT. BOX COMP.	AMP MNL	2	560900	560898
C341	INSTR PANEL LH-HEAT MIRROR SW	SWF	8	-----	561107
C343	INSTR PANEL LH-HEADLAMP SW	SWF	8	-----	561107
C344	INSTR PANEL LH-HAZARD LT SW	SWF	8	-----	561107
C345	INSTR PANEL LH-FOG LT SW	SWF	8	-----	561107
C346	INSTR PANEL LH-SWITCH LTS	SWF	2	-----	561837
C347	INSTR PANEL LH-DASH LT SW	AMP MNL	2	560900	560898
C348	INSTR PANEL CENT-RACOR MODULE	AMP MNL	3	561667	561550
C349	RH CONSOLE-RED LED HTR	AMP MNL	2	561248	561247
C350	RH CONSOLE-THERMOMETER	AMP MNL	3	561667	561550
C351	LH HAT RACK-FLUOR 110V	MOLEX	4	561477	561476
C352	RH CONSOLE-DRV TEMP SENSOR	BURNDY	4	-----	561104
C353	INSTR PANEL RH-DRV FAN RHEOST	AMP MNL	6	561552	561515
C354	INSTR PANEL RH-DRV TEMP CTR	AMP MNL	6	561552	561515
C355	INSTR PANEL RH-FR TEMP CTR	AMP MNL	3	561667	561550
C357	INSTR PANEL RH-WATER TEMP GA	AMP MNL	3	561667	561550
C358	INSTR PANEL RH-FUEL LEVEL GA	AMP MNL	3	561667	561550
C359	INSTR PANEL CENT-TAC & SPD LT	AMP MNL	2	560900	560898
C360	INSTR PANEL RH-B/U MONITOR	AMP MNL	2	561248	561247
C361	FR ROOF-WIPER MOTOR	AMP FF	6	-----	561186
C362	FR ROOF-LAVATORY OCCUPIED LT	AMP MNL	2	561248	561247
C363	FR ROOF-WATCH YOUR STEP LT	AMP MNL	2	561248	561247
C364	FR ROOF-DESTINATION SIGN	AMP MNL	3	561667	561550
C365	FR ROOF-UP WINDSHIELD DEFROST	AMP MNL	3	561667	561550
C366	RH CONSOLE-GRN LED	AMP MNL	2	561248	561247
C367	ENGINE COMPT-DIF OIL T SENSOR	PED WP	2	561566	561690
C368	FR ROOF-DEST. SIGN BALLAST	AMP MNL	3	561667	561550
C369	FR ROOF-DEST. SIGN OPER. SW	TORRIX	5	-----	562110
C370	FR ROOF-DEST. SIGN FLUOR.	AMP MNL	2	560900	560898
C371	FR ROOF-DEST. SIGN FLUOR.	AMP MNL	2	560900	560898
C372	FR ROOF-DEST. SIGN SPEED SW	MOLEX	4	561477	561476
C374	ALARM JCT BOX COMPT-MASTER SW	AMP MNL	6	561552	561515
C375	ALARM JCT BOX COMPT-LH CONSOL	AMP MNL	6	561552	561515
C376	ALARM JCT BOX COMPT-LH CONS.	AMP CPC	37	561714	562005
C377	LH SW PANEL-STOP ENG.OVERRIDE	SWF	8	-----	561107
C380	LH CONSOLE-DDR CONNECTOR	DEUTSCH	6	562360	-----
C383	ALARM J.B. CPT.-MIC W/O WIRE	DEUTSCH	6	561248	561247
C385	FR.SERV.COMPT-UNDERNEAT(WCL)	AMP MNL	9	561661	561662
C386	LH CONSOLE-WCL POWER SYSTEM	SWF	8	-----	561107
C387	RR JCT BOX (WCL)	AMP MNL	9	561661	561662

No.	LOCATION	TYPE	(NB) CAVITY	#PIN HOUSING	#SOCKET HOUSING
C388	RR JCT BOX (WCL)	AMP MNL	12	561735	561734
C389	WCL REAR DOOR	MOLEX	4	561477	561476
C390	LAVATORY WALL-WCL REMOTE CTR	SWF	8	-----	561107
C391	LAVATORY WALL-WCL LAMP	SWF	8	-----	561107
C392	LAVATORY WALL-WCL SW. LT.	SWF	2	-----	561835
C393	LAVATORY WALL-WCL REMOTE SYS.	AMP CPC	4	561686	561687
C394	UNDER INSTR. PANEL- B/U MONITOR	AMP MNL	4	560851	560852
C395	DRIVER'S COMPT. - B/U MONITOR	AMP	5	-----	-----
C396	FR SECT. LH HAT RACK AMPLI	MOLEX	8	-----	562465
C397	ENGINE COMPT. CRADLE ACC.	DEUTSCH	40	562281	562284
C398	FR SECT. LH HAT RACK AMPLI	MOLEX	6	-----	562464
C399	FR SECT. LH HAT RACK AMPLI	MOLEX	8	-----	562465
C400	ENGINE COMPT. BLOCK HEATER	PED MP	3	561781	561782
C401	FR SECT. LH HAT RACK AMPLI	MOLEX	6	-----	562464
C402	RR DRIVE AXLE-AIR DRYER	PED MP	2	-----	562251
C403	GALLEY FRIGO NORCOLD	AMP MNL	2	561248	561247
C406	FR JCT BOX COMPT.-ANTI-SKID	AMP MNL	2	560900	560898
C407	ENGINE COMPT. -SIGNAL	PED WP	6	561606	561607
C408	ENGINE COMPT. -SIGNAL	PED WP	6	561606	561607
C409	ENGINE CPT -LOW COOL. LEVEL	PED MP	2	-----	562350
C410	FR JCT BOX-DIODE CONNECTOR	AMP MNL	15	561987	561986
C411	FR JCT BOX-DIODE CONNECTOR	AMP MNL	15	561987	561986
C412	LH SW PANEL-MASTER SWITCH	SWF	8	-----	561107
C413	ENG CPT-A/C HI UNLOAD PRS SW	PED WP	2	561566	561690
C414	RR JCT BOX	AMP MNL	9	561670	561669
C415	ENGINE CRADLE-FAN SIGNAL	PED WP	3	561781	561782
C416	ENGINE CRADLE-FAN SIGNAL	PED P-C	3	562237	-----
C417	FRONT JCT BOX-DIODES	AMP MNL	15	561987	561986
C418	INSTR. PANEL LH-HTR WINDSH.SW	SWF	8	-----	561107
C419	FR JCT BOX-RETARDER DR JACOB	AMP MNL	3	561667	561550
C420	ENGINE COMPT. WEBASTO WATER HTR	TC	2	561597	-----
C421	ENGINE COMPT. WEBASTO WATER HTR	TC	1	561073	-----
C422	ENGINE COMPT. WEBASTO WATER HTR	TC	2	561597	-----
C424	UNDER INSTRUMENT PANEL CENTER	AMP MNL	3	561667	561550
C425	ALARM JCT BOX-DIODES	AMP MNL	15	561987	561986
C426	ENGINE COMPT. CLUTCH CTR FAN	PED MP	3	561781	561782
C429	ALARM JCT BOX COMPT.	AMP MNL	6	561552	561515
C430	ALARM JCT BOX COMPT-TIMER	AMP FF	8	561188	562363
C431	ALARM JCT. BOX COMPT. PRE HEAT.	TAB AMP	1	561540	561539
C432	ENGINE CPT.-PROX. SW. DOOR AJAR	DEUTSCH	4	562479	562477
C500	ALARM JCT BOX CPT-PRODRIVER	MOLEX	6	562070	562069
C501	LH CONSOLE-PRODRIVER MODULE	PED MP	7	562433	-----
C502	LH CONSOLE-PRE HEATER SW.	SWF	8	-----	561107
C503	LH CONSOLE-PRE HEATER SW.	SWF	2	-----	561837
C504	ALARM JCT. BOX COMPT.WEB.TIMER	AMP	8	561188	562363
C505	ALARM JCT. BOX COMPT.ESPAR TIMER	AMP	3	-----	562034

No.	LOCATION	TYPE	(NB) CAVITY	#PIN HOUSING	#SOCKET HOUSING
-----	----------	------	----------------	-----------------	--------------------



DIODE CODE (D)

Page H : 1

DIODE CODE (D)

Page H : 1

NO.	PAGE	AMP	#PREVOST	LOCATION	FUNCTION
D1	7	3A	561740	ALARM JCT BOX	LO-AIR SONALERT-PRIMARY
D2	7	3A	561740	ALARM JCT BOX	LO-AIR SONALERT-SECONDARY
D4	10	3A	561740	FR JCT BOX	WARNING HAZARD-RH
D5	10	3A	561740	FR JCT BOX	WARNING HAZARD-LH
D9	17	3A	561740	ALARM JCT BOX	HOSTESS & PASSENGER CHIME
D11	23	3A	561740	RR JCT BOX	LAVATORY OCCUPIED SIGN
D12	23	3A	561740	RR JCT BOX	LAVATORY OCCUPIED SIGN
D13	23	3A	561740	FR DEST. SIGN	FR DESTINATION SIGN
D14	23	3A	561740	FR DEST. SIGN	FR DESTINATION SIGN
D15	24	3A	561740	FR JCT BOX	KNEELING SYSTEM CTR-UP
D16	24	3A	561740	FR JCT BOX	KNEELING SYSTEM CTR-DOWN
D17	10	3A	561740	FR JCT BOX	WARNING HAZARD-LH
D18	10	3A	561740	FR JCT BOX	WARNING HAZARD-RH
D19	9	3A	561740	FR JCT BOX	DAYTIME RUN LTS-PARK BRK CALL SW.
D20	9	3A	561740	FR JCT BOX	DAYTIME RUN LTS-HEAD LT SW
D21	24	3A	561740	FR JCT BOX	KNEELING SYSTEM FEED BACK
D25	13	3A	561740	FR JCT BOX	LUGGAGE DOOR AJAR T.T.LT.
D26	13	3A	561740	FR JCT BOX	LUGGAGE DOOR AJAR T.T.LT.
D27	13	3A	561740	FR JCT BOX	LUGGAGE DOOR AJAR T.T.LT.
D28	13	3A	561740	FR JCT BOX	LUGGAGE DOOR AJAR T.T.LT.
D29	13	3A	561740	FR JCT BOX	LUGGAGE DOOR AJAR T.T.LT.
D30	13	3A	561740	FR JCT BOX	LUGGAGE DOOR AJAR T.T.LT.
D31	13	3A	561740	FR JCT BOX	LUGGAGE DOOR AJAR T.T.LT.
D35	32	3A	561740	RR JCT BOX	WCL DOOR AJAR ALARM T.T.LT.
D58	24	3A	561740	FR JCT BOX	RR HIGH BUOY - KNEELING
D60	18	3A	561740	RR JCT BOX	A/C COMPR.CLUTCH SUPPRESSOR
D61	10	3A	561740	FR JCT BOX	KNEELING SIDE FR RH DIRECTIONNAL LT
D62	18	3A	561740	A/C JCT BOX	WATER PUMP FEED
D63	23	3A	561740	ALARM JCT BOX	LAVATORY SONALERT
D64	24	3A	561740	ALARM JCT BOX	KNEELING SONALERT
D65	18	3A	561740	A/C JCT BOX	WATER PUMP - PRE-HEAT FEED
D66	18	3A	561740	A/C JCT BOX	WATER VALVE - HEAT SW. FEED
D67	10	3A	561740	UNDER DASH	AUDIBLE FLASHER RLY - RH
D68	10	3A	561740	UNDER DASH	AUDIBLE FLASHER RLY - LH
D69					
D70	24	3A	561740	FR JCT BOX	FR HIGH BUOY - KNEELING
D71	24	3A	561740	FR JCT BOX	FR HIGH BUOY - KNEELING
D72	24	3A	561740	FR JCT BOX	FR HIGH BUOY - KNEELING
D73	24	3A	561740	FR JCT BOX	FR HIGH BUOY - KNEELING
D74	1	3A	561740	FR JCT BOX	DASH MASTER CUT OUT SW.
D75	4	3A	381351	BAT CPT	STARTER-SUPPRESSOR COIL RLY
D76	29	3A	381351	BAT CPT	INVERTER-SUPPRESSOR COIL RLY
D77	24	3A	561740	FR JCT BOX	PARKING BRAKE - KNEELING
D78	17	3A	561740	LH CONSOLE	PRE-HEAT WATER HEATER SW.
D79	17	3A	561740	LH CONSOLE	PRE-HEAT WATER HEATER SW.
D80	9	3A	561740	FR JCT BOX	DAYTIME RUN LTS-HEAD LTS CALL SW.

NO.	PAGE	AMP	#PREVOST	LOCATION	FUNCTION
-----	------	-----	----------	----------	----------

## RELAYS CODE (R)

Page 1 : 1

NO.	PAGE	COIL V	#PREVOST	LOCATION	FUNCTION
R1	1	24V	561991	FR JCT BOX	ENGINE RUN (24) FR
R2	2	24V	561991	BATT. CPT.	ENGINE RUN (12) FR & RR
R3	4	24V	561707	BATT. CPT.	FIELD RELAY
R4	4	24V	561005	BATT. CPT.	STARTING MOTOR
R5	5	24V	561707	FR JCT BOX	CRUISE CTR. STOP SIGN.
R6	11	24V	561707	RR JCT BOX	STOP LTS-PARKING BRAKE
R7	5	24V	561707	FR JCT BOX	FAST IDLE
R8	6	24V	561707	RR JCT BOX	12V IGNITION WT
R9	11	24V	561707	RR JCT BOX	BACK-UP LTS
R11	5	24V	561707	RR JCT BOX	12V IGNITION DDEC3
R12	7	12V	562092	FR JCT BOX	ELECTRICAL HORNS
R13	11	24V	561707	FR JCT BOX	FOG LTS
R14	9	24V	561707	FR JCT BOX	BLINKER
R15	9	24V	561707	FR JCT BOX	FR MARKER LTS
R16	9	24V	561707	FR JCT BOX	IDENT. & CLEARANCE LTS
R17	9	24V	561707	RR JCT BOX	TAIL.LICENCE.MARKER-RR LTS
R18	9	24V	561707	FR JCT BOX	D R L-PARK BRK CUT-IN
R19	9	24V	561707	FR JCT BOX	HEADLAMPS (HI)
R20	9	24V	561707	FR JCT BOX	HEADLAMPS (LO)
R21	10	24V	561707	FR JCT BOX	L.H. DIRECTIONNAL LT
R23	10	24V	561707	FR JCT BOX	R.H. DIRECTIONNAL LT
R24	10	24V	561707	FR JCT BOX	R.H. CORNERING LT
R25	10	24V	561707	FR JCT BOX	L.H. CORNERING LT
R26	11	24V	561707	RR JCT BOX	STOP LTS
R27	14	24V	561707	RR JCT BOX	aisle & EMERG.EXIT - LTS
R28	14	24V	561707	FR JCT BOX	DASH LTS RHEOSTAT
R29	15	24V	561707	RR JCT BOX	READING LTS R.H.
R30	15	24V	561707	RR JCT BOX	READING LTS L.H.
R31	15	24V	561707	RR JCT BOX	GENERAL LTS
R32	16	24V	561707	RR JCT BOX	24V FLUORESCENT
R33	18	12V	561538	FR JCT BOX	BLOWER CUT-IN RLY
R34	18	24V	561707	A/C JCT BOX	A/C LOGIC PANEL
R35	18	24V	561707	A/C JCT BOX	WATER PUMP
R36	18	24V	561707	A/C JCT BOX	A/C COMPRESSOR CLUTCH
R37	10	24V	561707	FR JCT BOX	KNEELING LT
R39	19	24V	560407	A/C JCT BOX	CONDENSER FAN MOTOR
R40	19	24V	561014	A/C JCT BOX	CONDENSER SPEED CTR HI
R41	19	24V	560407	A/C JCT BOX	CONDENSER SPEED CTR HI
R42	23	24V	561707	RR JCT BOX	LAVATORY FLUORESCENT
R43	24	24V	561707	FR JCT BOX	KNEELING SYSTEM
R44	24	24V	561707	FR JCT BOX	KNEELING SYSTEM
R45	29	24V	560407	BATT. CPT.	V.C.R. INVERTER CUT-IN
R47	30	24V	561707	INVERTER COMPT	GALLEY-LIQUID CONTAINERS
R48	30	24V	561707	INVERTER COMPT	COFFEE MAKER
R49	27	24V	561707	FR JCT BOX	ABS - SERVICE BRK RLY
R50	27	24V	561707	FR JCT BOX	ABS - VR2 RLY
R51	27	24V	561707	FR JCT BOX	ABS - WARNING RLY
R52	27	24V	561707	FR JCT BOX	ABS - VR1 RLY
R53	1	24V	561991	RR JCT BOX	ENGINE RUN (24) RR
R54	1	24V	561991	BATT. CPT.	12V CUT OUT RLY RR
R55	1	24V	561991	BATT. CPT.	12V CUT OUT RLY FR
R57	9	24V	561707	FR JCT BOX	DAY'S BLINKER
R58	--	12V	562092	RR JCT BOX	HYD. TRANSM. MODULATOR CTR
R59	11	12V	562092	RR JCT BOX	DOCKING LTS
R60	9	12V	561538	FR JCT BOX	DAYTIME RUN LTS
R61	11	24V	561707	RR JCT BOX	STOP LTS-JACOB & RET. SIGNAL
R68	26	24V	561557	FR JCT BOX	SOUND SYSTEM CUT IN

## RELAYS CODE (R)

Page 1 : 1

NO.	PAGE	COIL V	#PREVOST	LOCATION	FUNCTION
R77	18	24V	561707	A/C JCT BOX	WATER VALVE-A/C
R78	1	12V	561538	FR JCT BOX	MASTER SWITCH
R79	30	24V	561707	GALLEY CPT.	GALLEY-REFRIGERATOR
R82	25	12V	561707	FR JCT BOX	RETARDER WT
R83	9	12V	561538	FR JCT BOX	DAYTIME RUN LTS
R84	8	24V	561707	RR JCT BOX	FAN CLUTCH-FIRST SPEED
R85	8	24V	561707	RR JCT BOX	FAN CLUTCH-SECOND SPEED
R87	25	24V	561707	RR JCT BOX	ENGINE BRAKE REQUEST WT
R88	11	24V	561707	RR JCT BOX	DOCKING LTS WITH FLASHER (SPECIAL)
R89	28	24V	561707	FR JCT BOX	HEATING WINDSHIELD
R90	28	24V	561707	FR JCT BOX	HEATING WINDSHIELD
R91	28	24V	561707	FR JCT BOX	HEATING WINDSHIELD
R92	28	24V	561707	FR JCT BOX	HEATING WINDSHIELD
R93	33	24V	561707	RR JCT BOX	PRE-HEAT WATER HEATER (WEBASTO)
R94	32	24V	561707	RR JCT BOX	WCL - SYSTEM
R95	32	24V	561707	RR JCT BOX	WCL - MAGNETIC SW. SIGN.
R96	32	24V	561707	RR JCT BOX	WCL - DOOR AJAR ALARM
R97	32	24V	561707	RR JCT BOX	WCL - DOOR AJAR PARK. BRAKE
R98	32	24V	561538	RR JCT BOX	WCL - RUN & PARK. BRAKE SIGN.

## RESISTOR CODE (RS)

Page J : 1

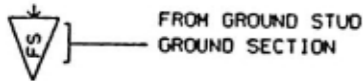
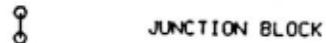

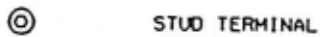
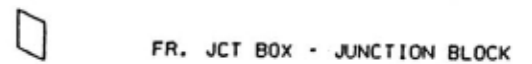
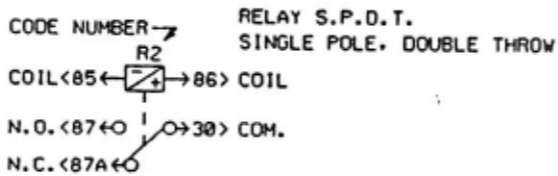
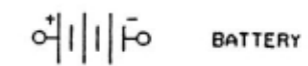
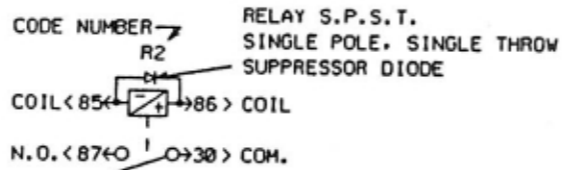
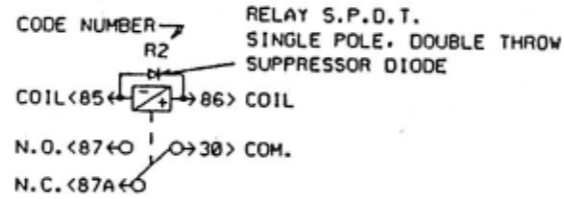
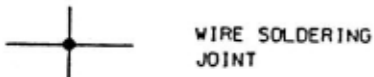
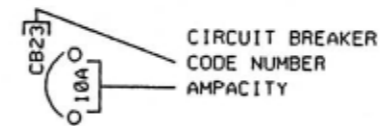
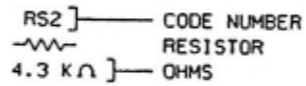
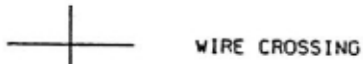
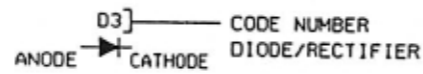
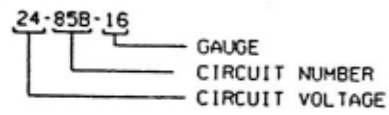
NO.	PAGE	OHM(S)	#PREVOST	LOCATION	FUNCTION
RS1	5	11 K	561898	FR JCT BOX	FAST IDLE DDEC CONTROL
RS2	5	3.6 K	561897	FR JCT BOX	FAST IDLE DDEC CONTROL
RS3	11	1 (2)	561537	FR SERV. COMPT.	FOG LT - RH
RS4	11	1 (2)	561537	FR SERV. COMPT.	FOG LT - LH
RS5	10	1 (2)	061976	FR JCT BOX	CORNERING LT - LH
RS7	11	.82 (2)	060806	RR JCT BOX	PARKING BRAKE STOP LTS
RS8	10	1 (2)	061976	FR JCT BOX	CORNERING LT - RH
RS9	11	1 (2)	061976	RR JCT BOX	DOCKING LT - RH
RS10	11	1 (2)	061976	RR JCT BOX	DOCKING LT - LH
RS11	28	12	561191	FR TOP	DEFROSTER SPEED
RS12	28	12	561191	FR TOP	DEFROSTER SPEED
RS13	23	80	562108	FR TOP	FR DESTINATION SIGN
RS14	9	.82 (2)	060806	FR JCT BOX	DAYTIME RUN LTS
RS15	23	2	561884	ENGINE COMPT.	LAVATORY FAN

## RESISTOR CODE (RS)

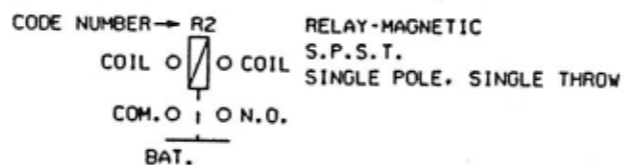

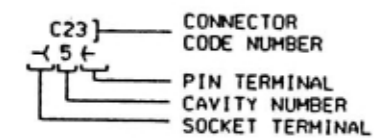
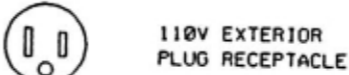
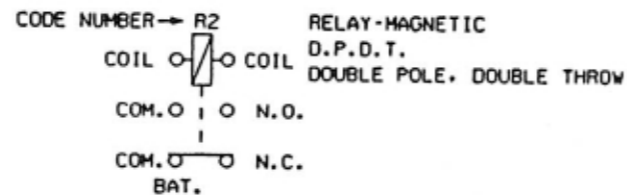
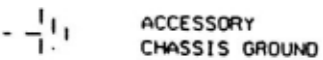
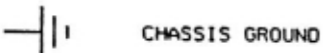
Page J : 1

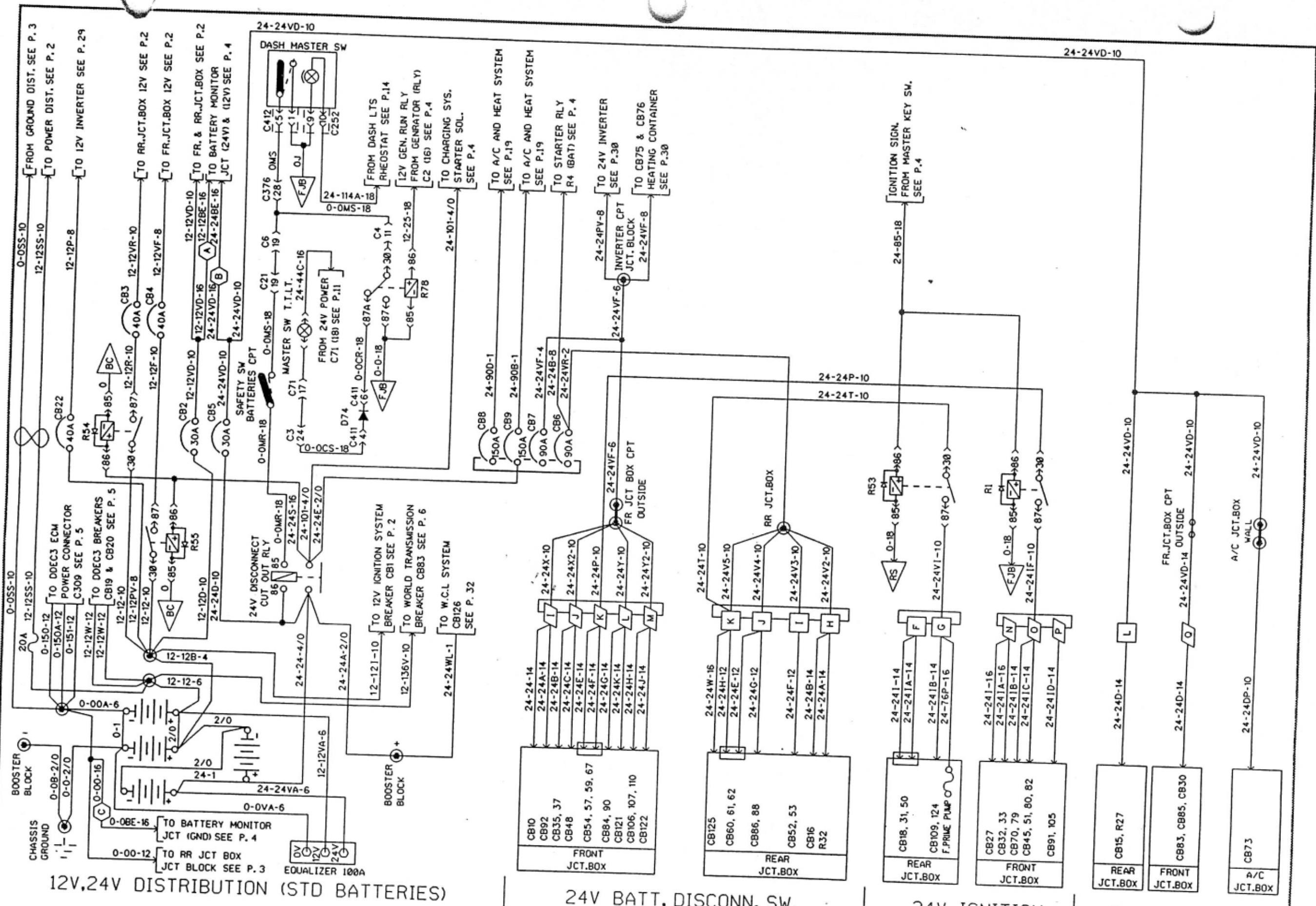
NO.	PAGE	OHM(S)	#PREVOST	LOCATION	FUNCTION
-----	------	--------	----------	----------	----------

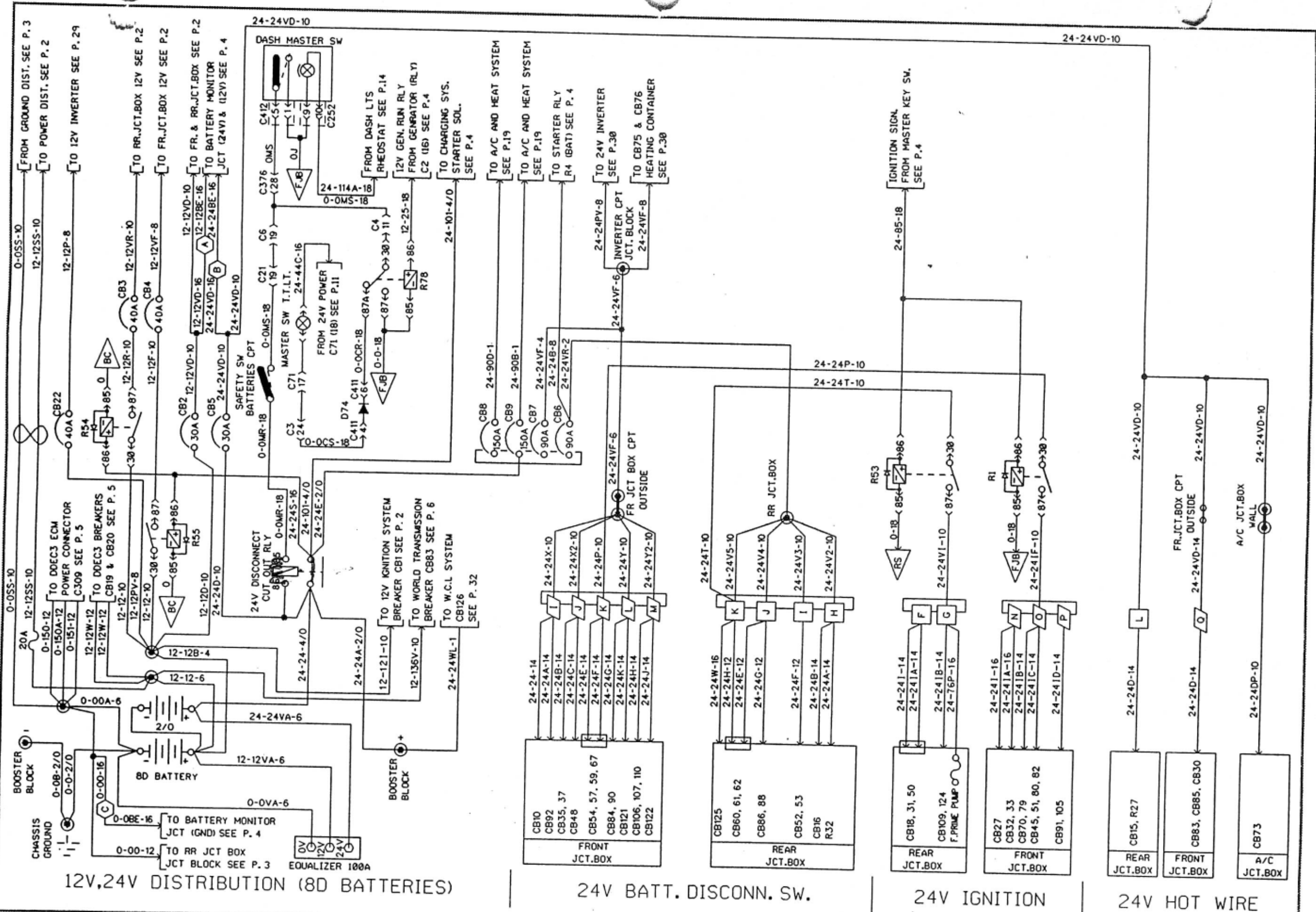
# WIRING DIAGRAM KEYS

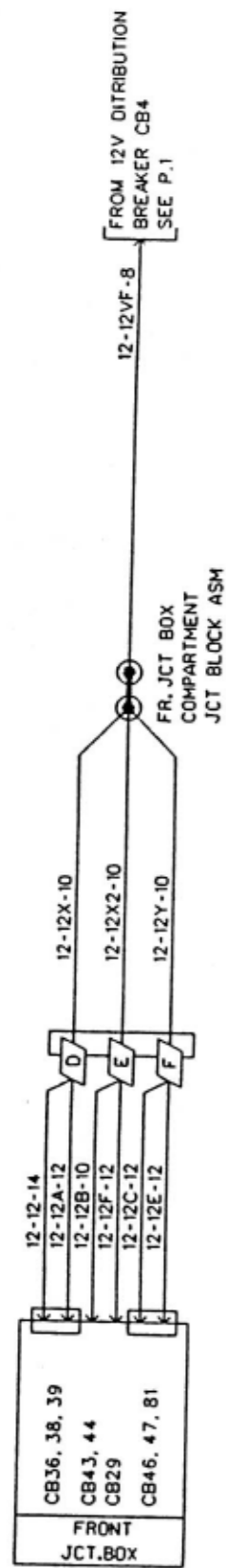


- BLK BLACK
- YEL YELLOW
- RED RED
- WH WHITE
- GRY GREY
- ORA ORANGE
- BLU BLUE
- GRN GREEN
- BRN BROWN
- PUR PURPLE
- PK PINK

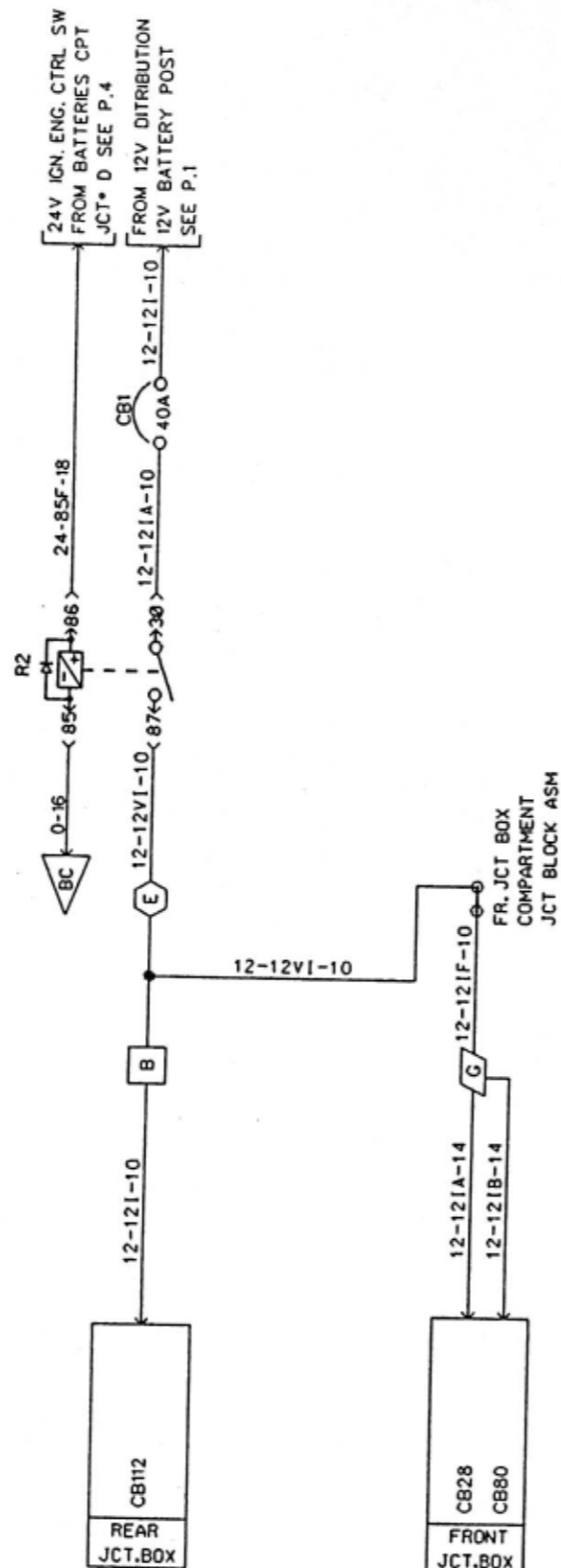
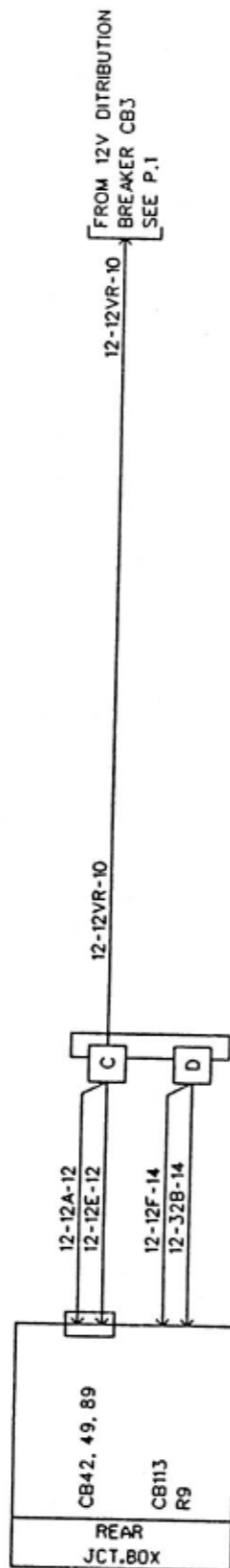









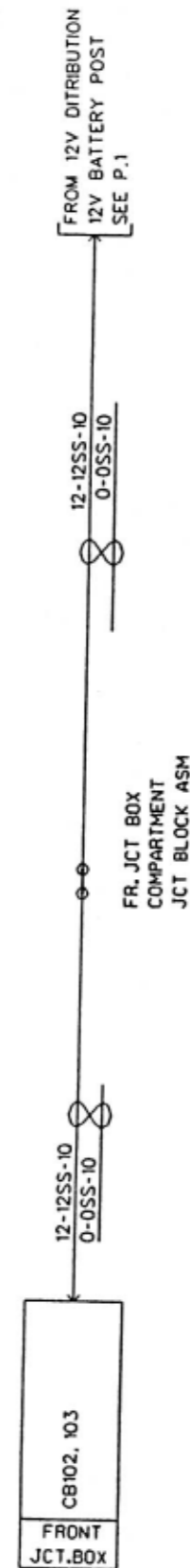
12V BATT. DISCONN. SW.



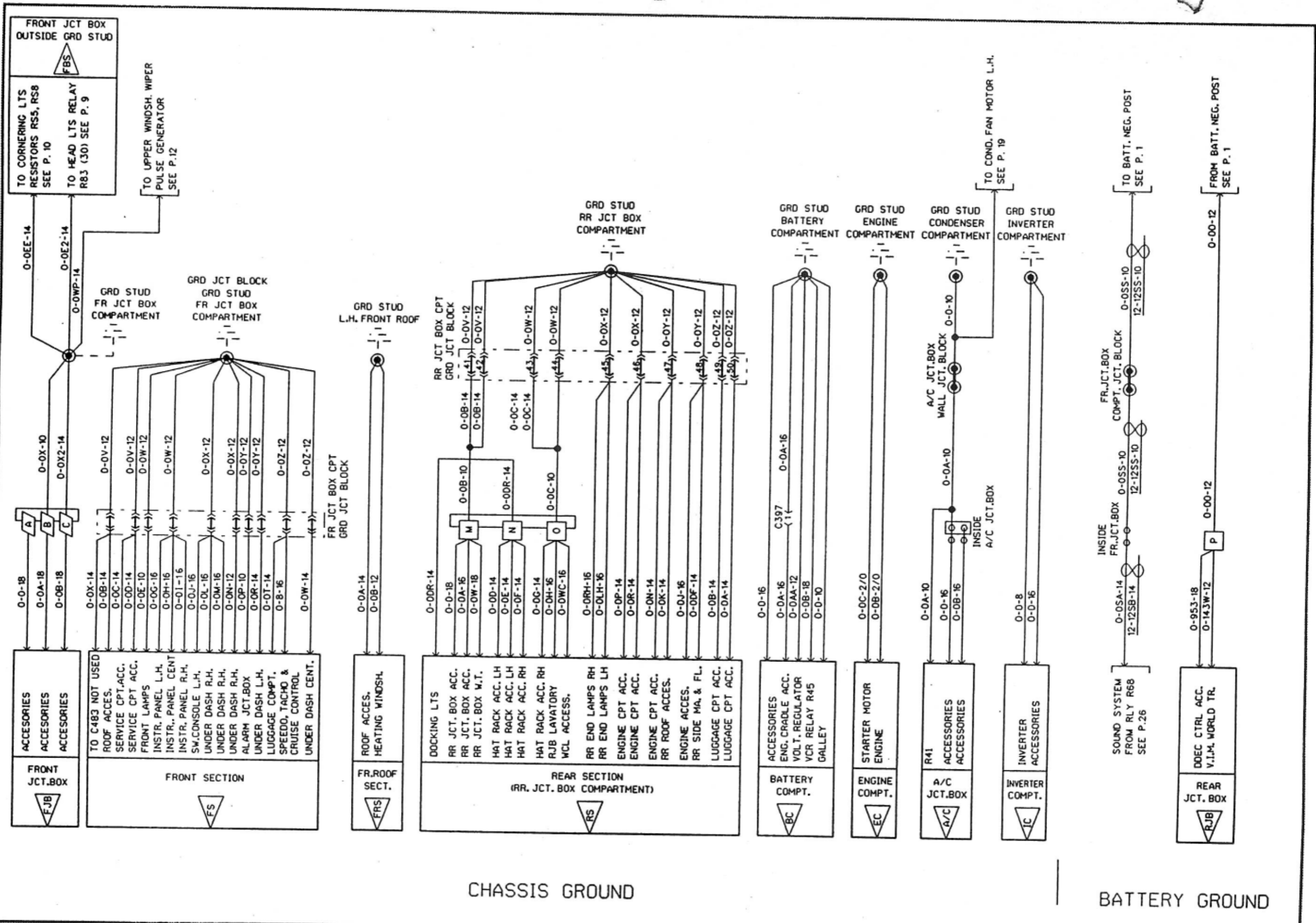
12V IGNITION



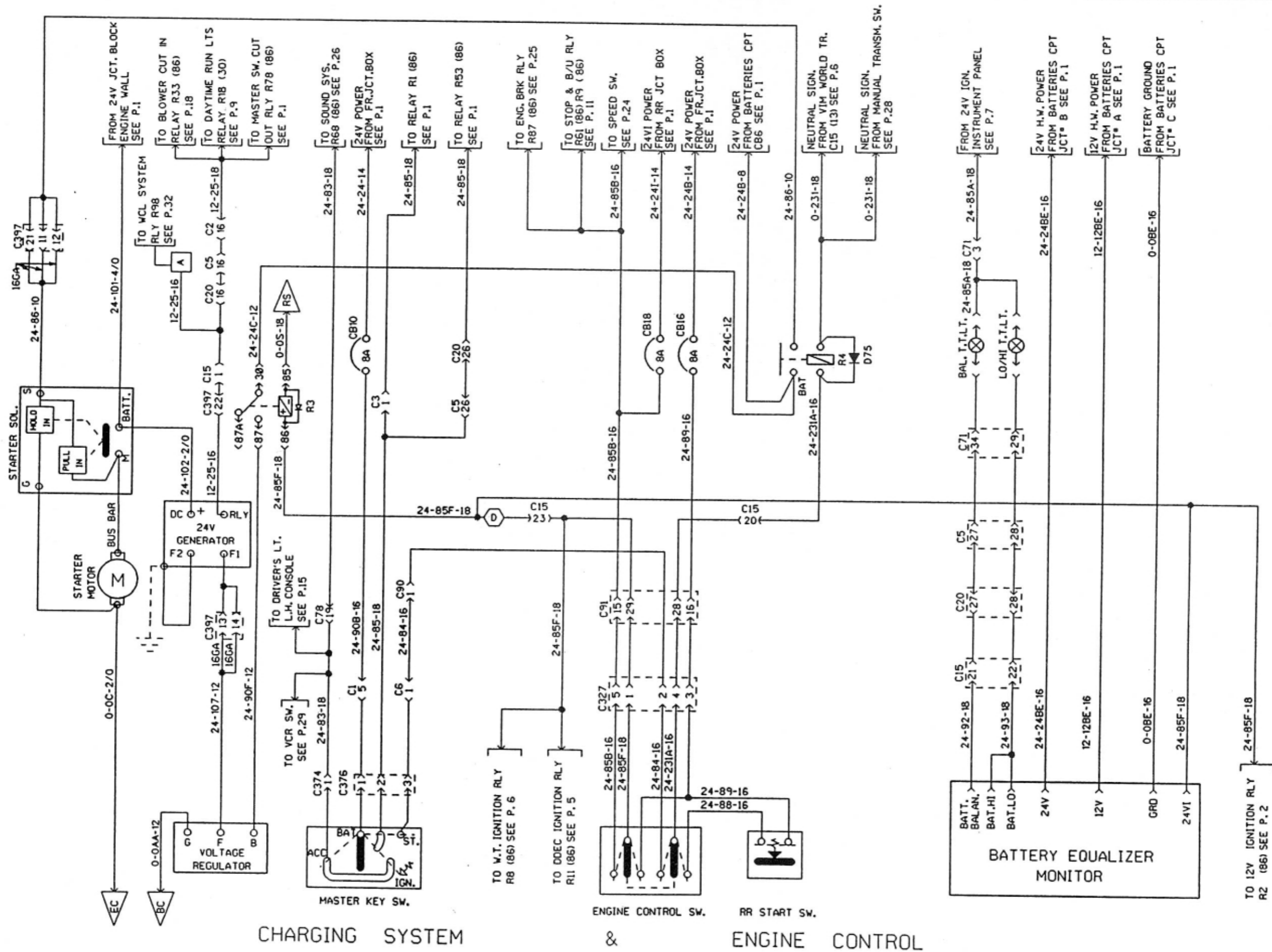
12V HOT WIRE



12V SOUND SYSTEM

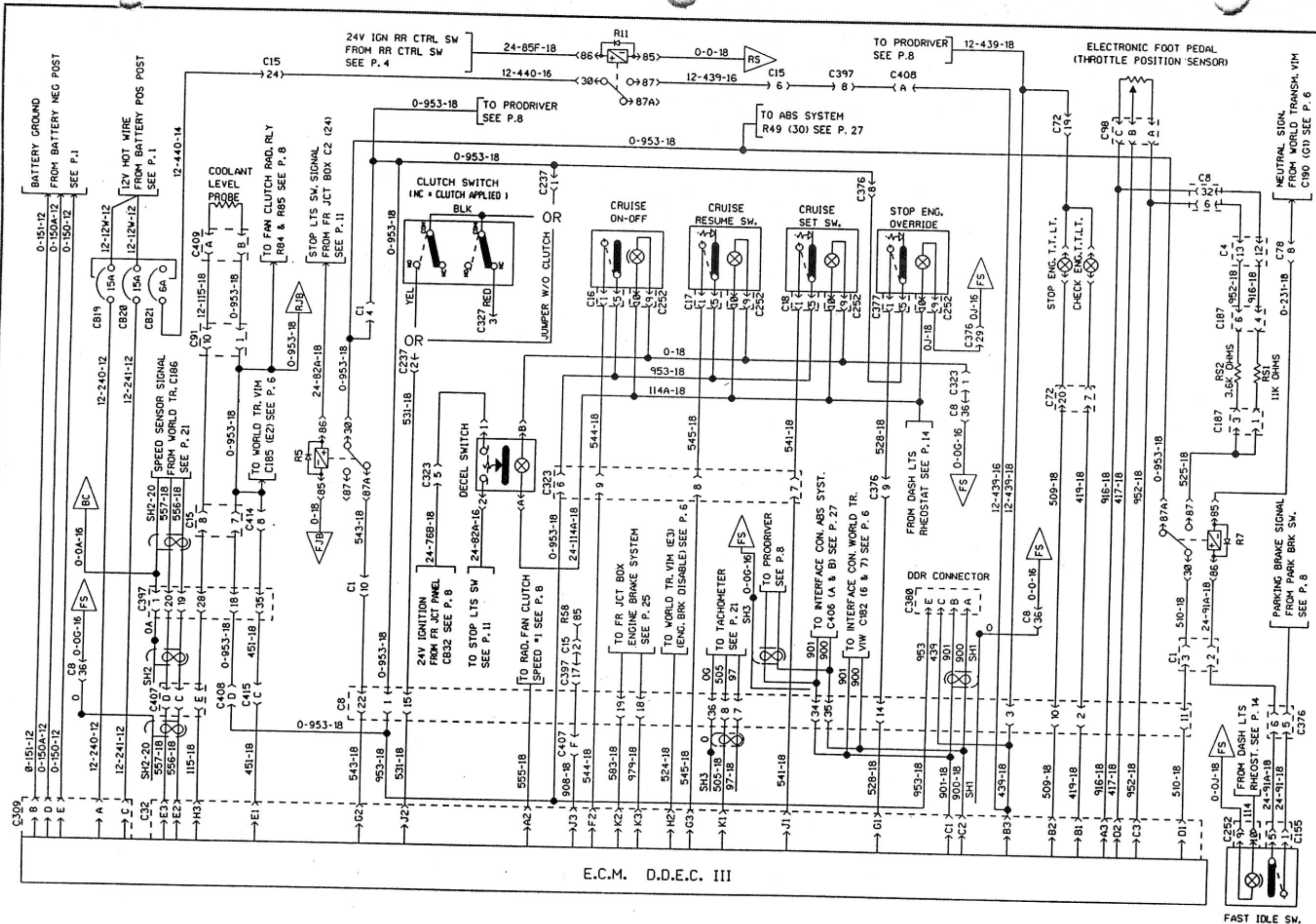






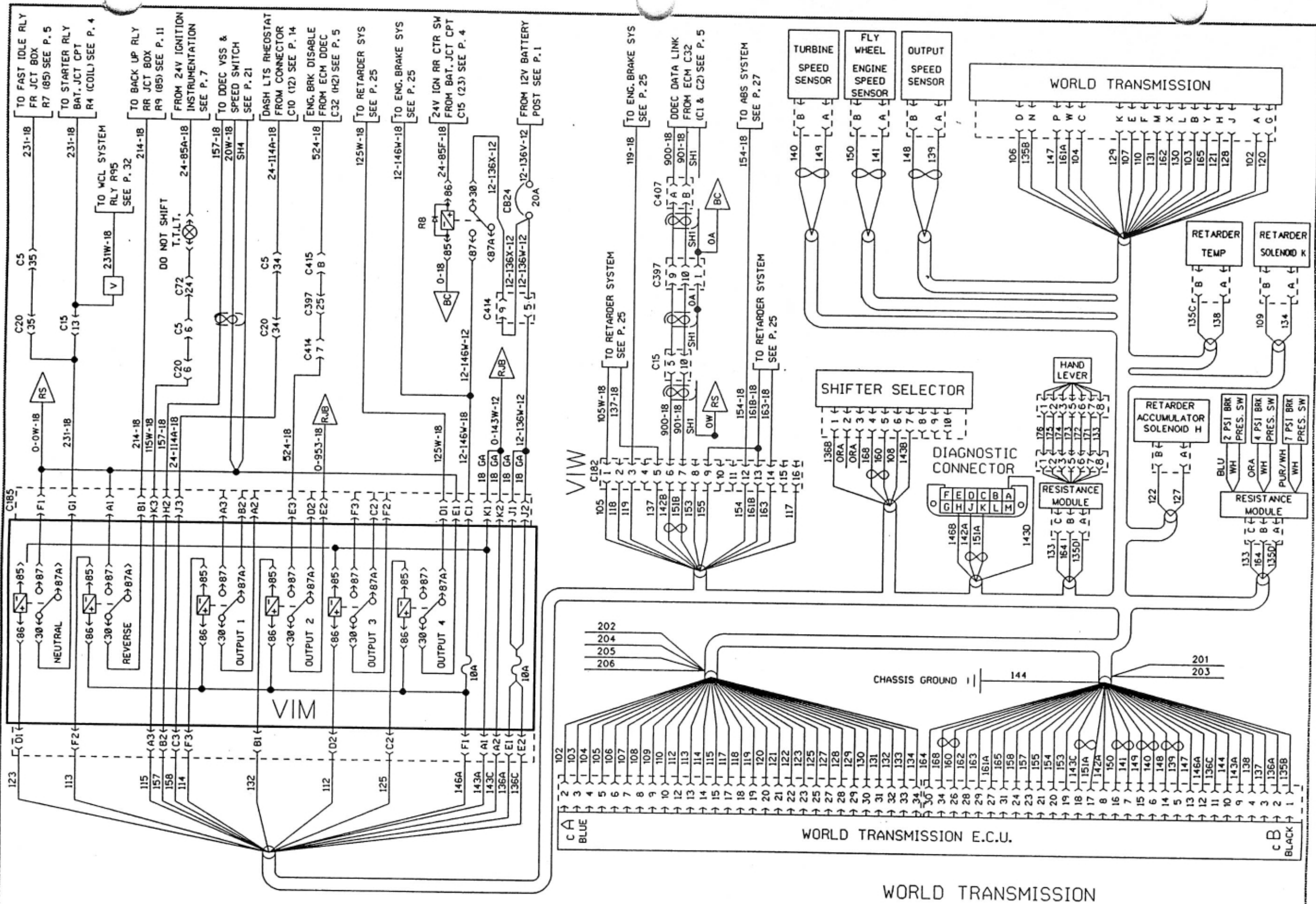
CHARGING SYSTEM

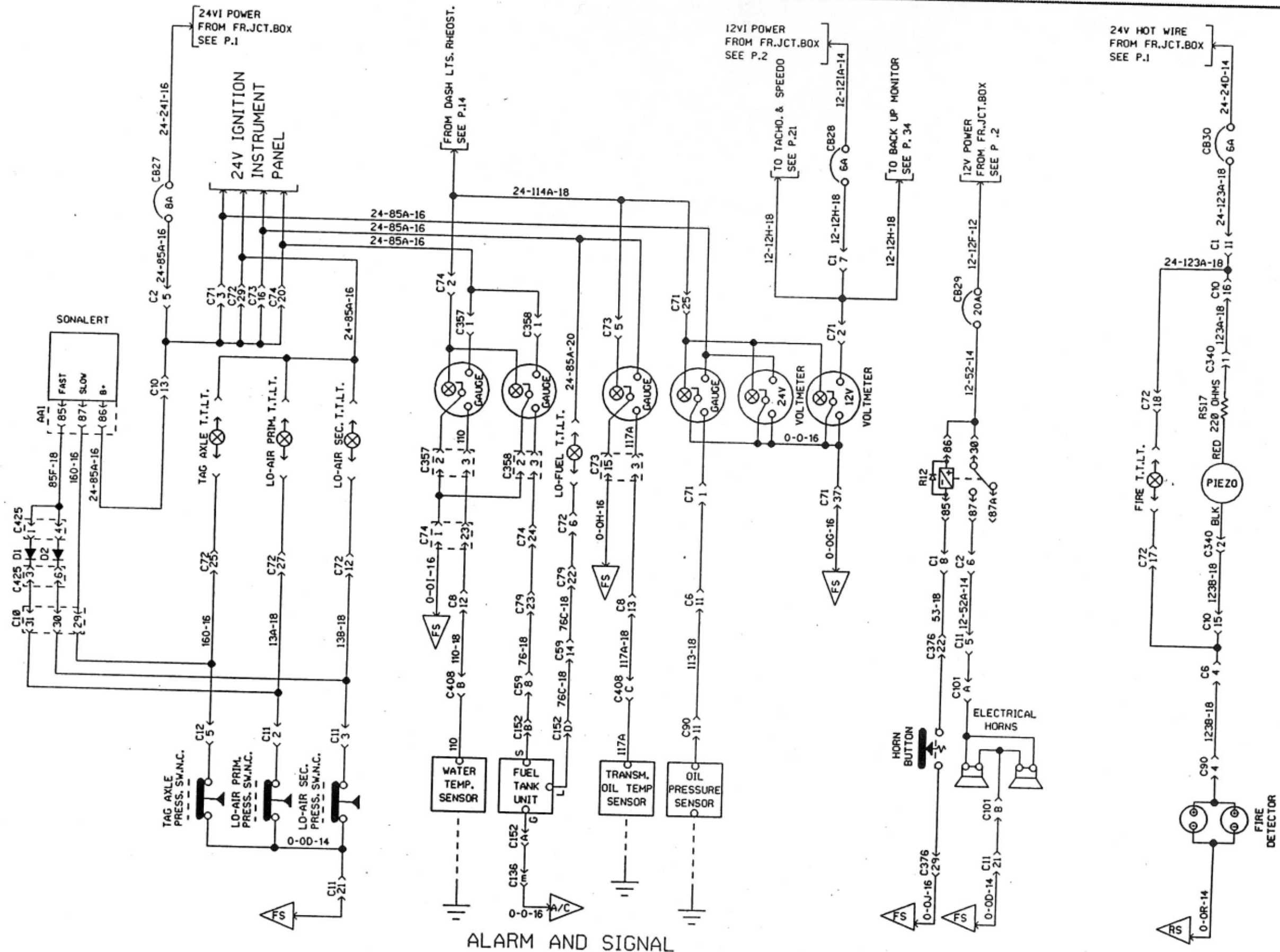
& ENGINE CONTROL



E.C.M. D.D.E.C. III

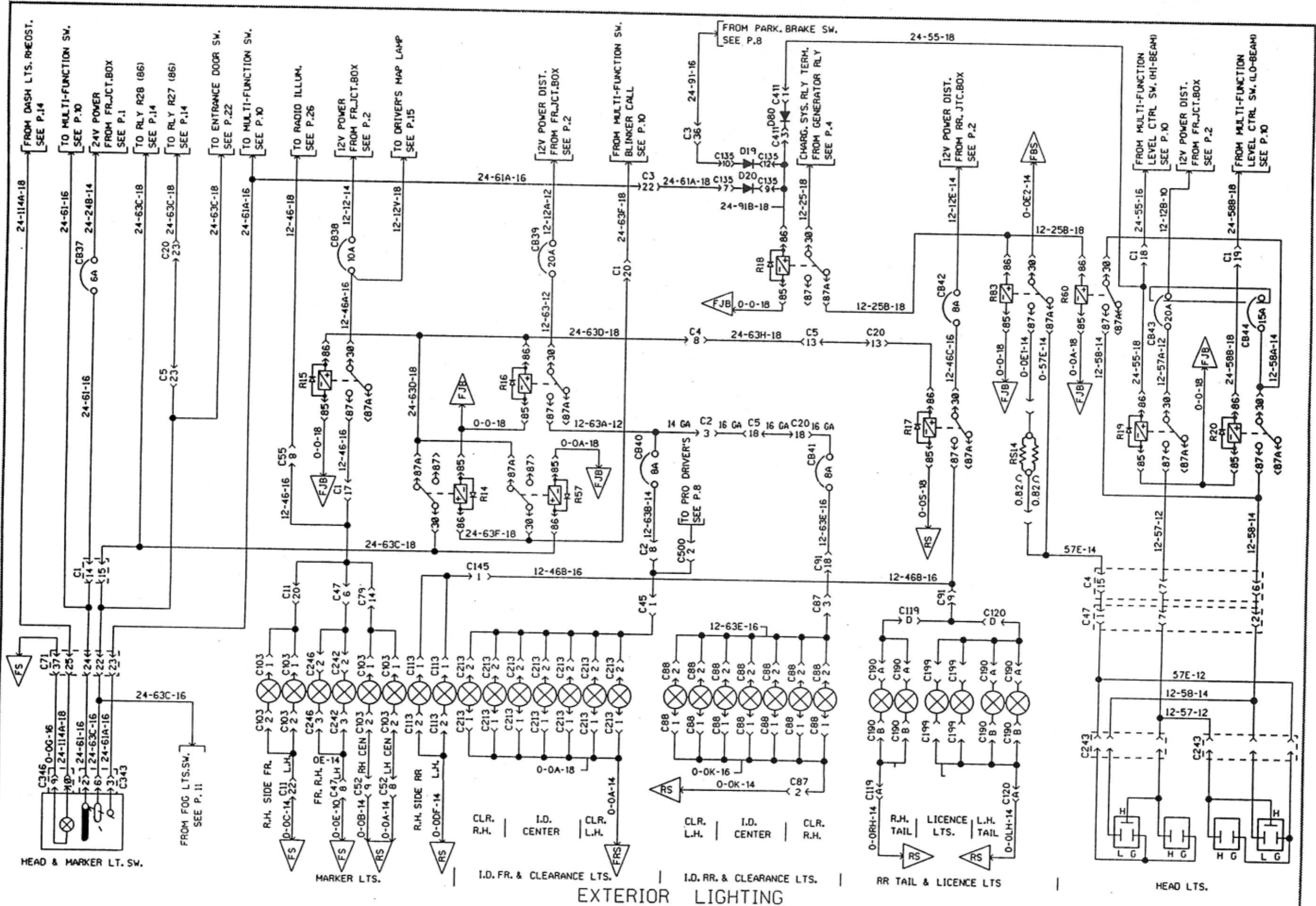
D.D.E.C. III

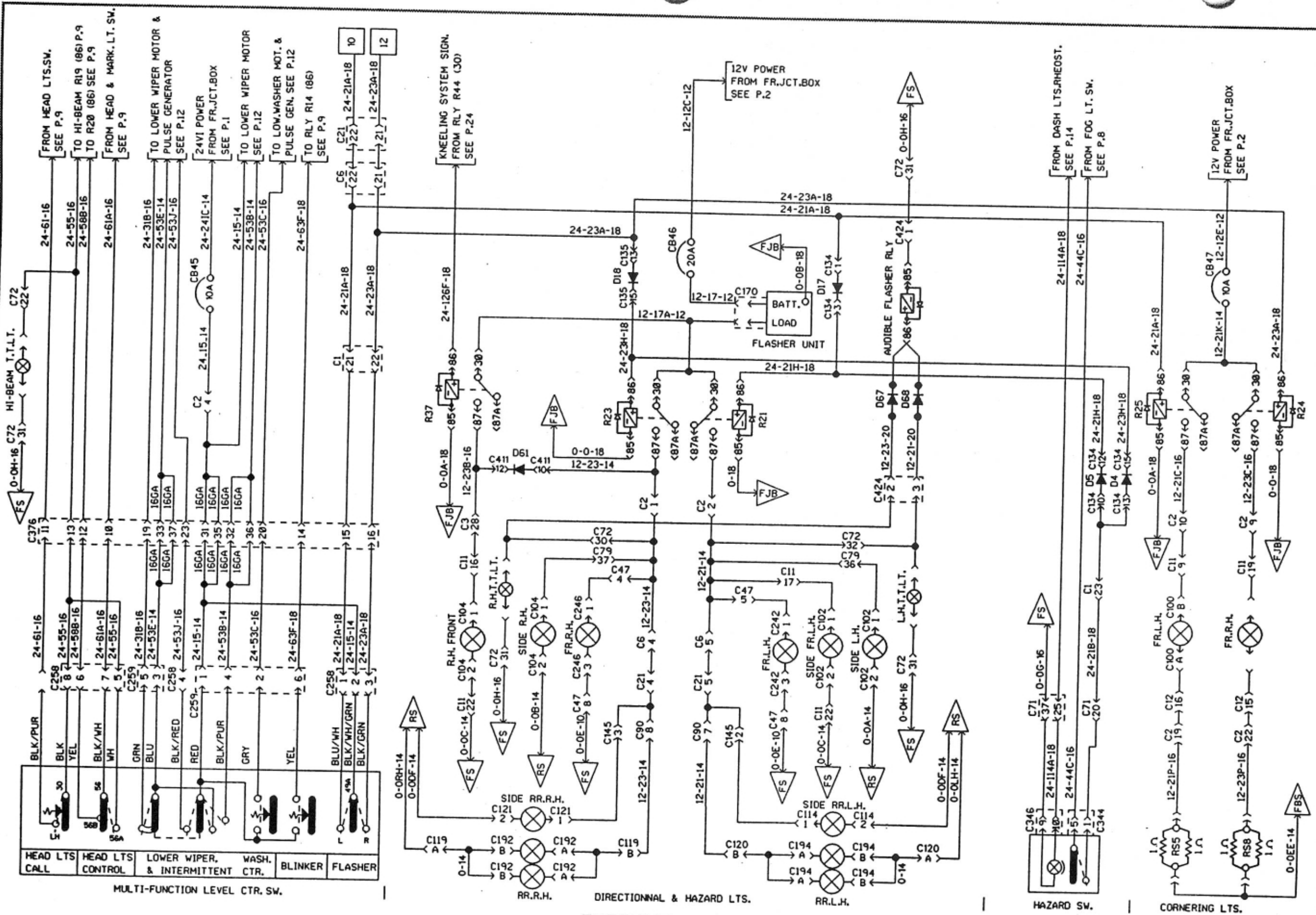




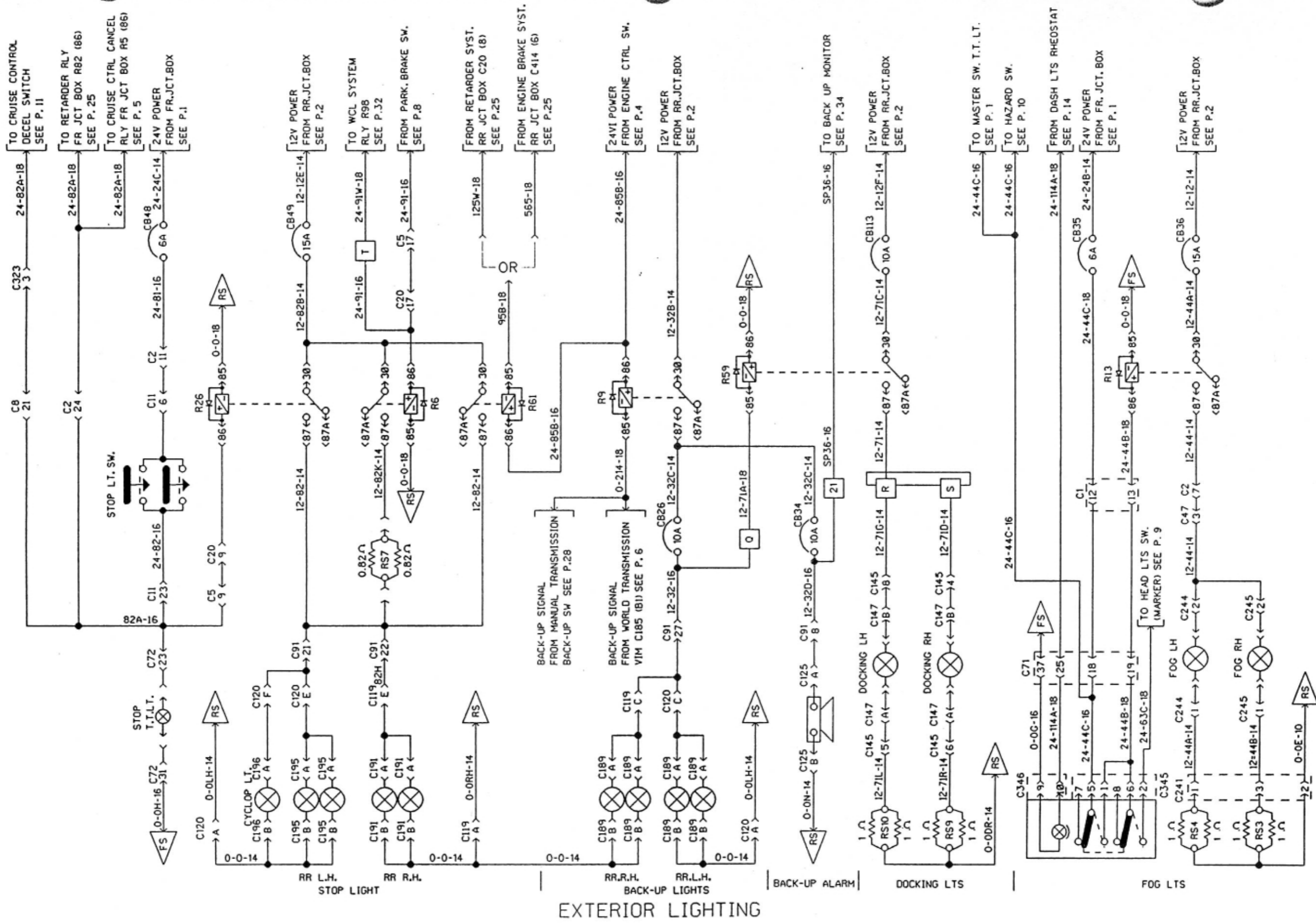
ALARM AND SIGNAL



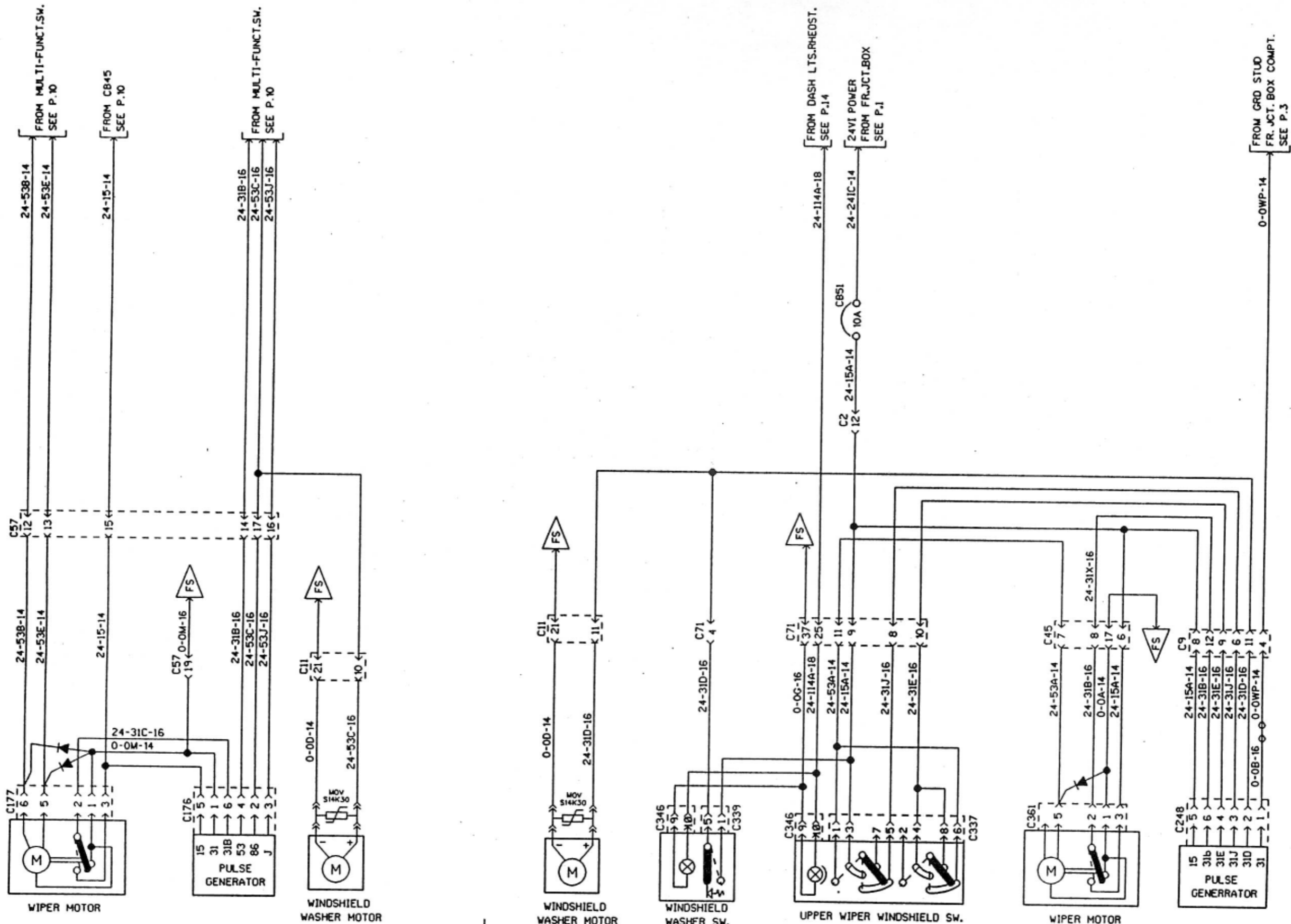




EXTERIOR LIGHTING

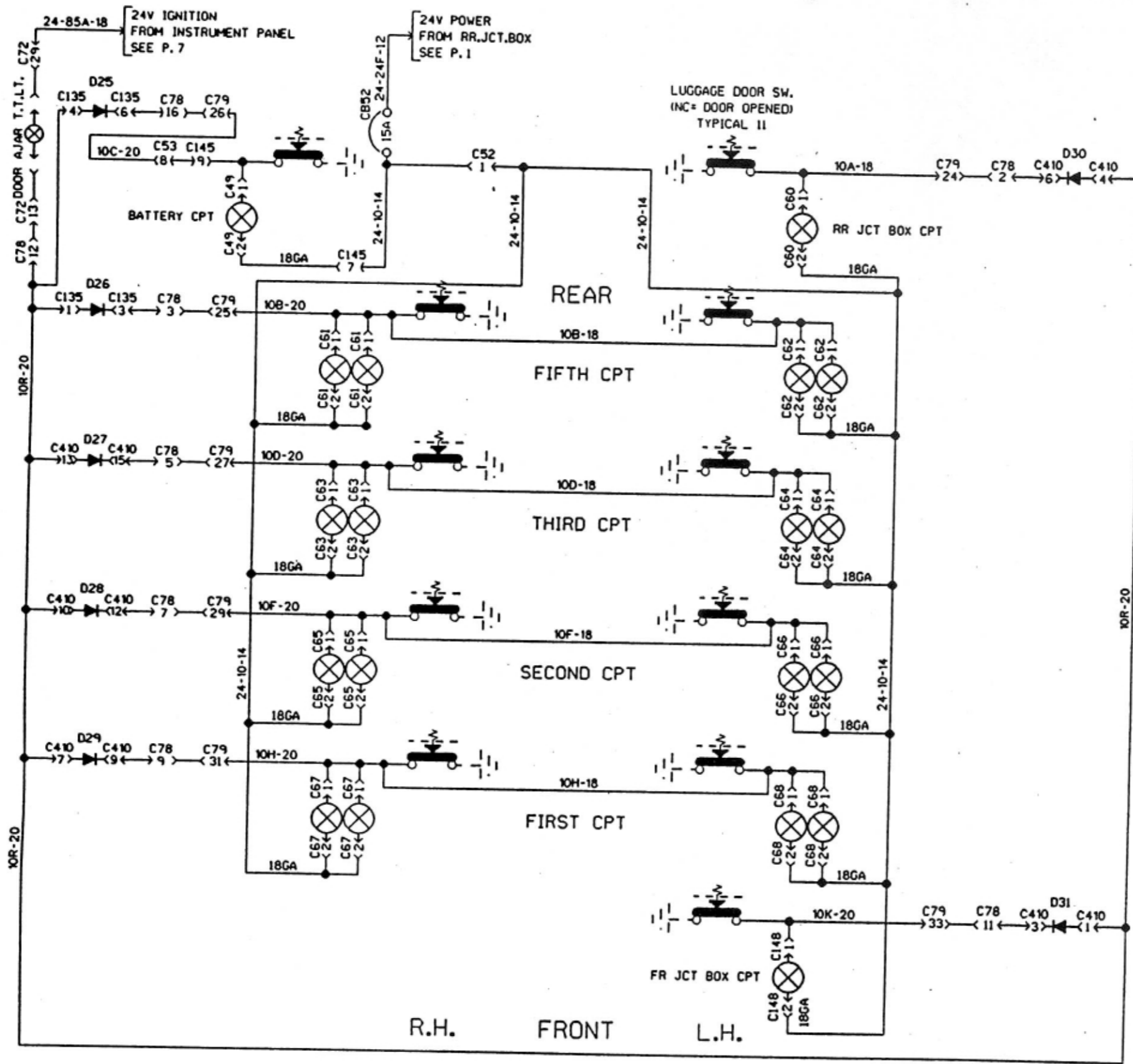




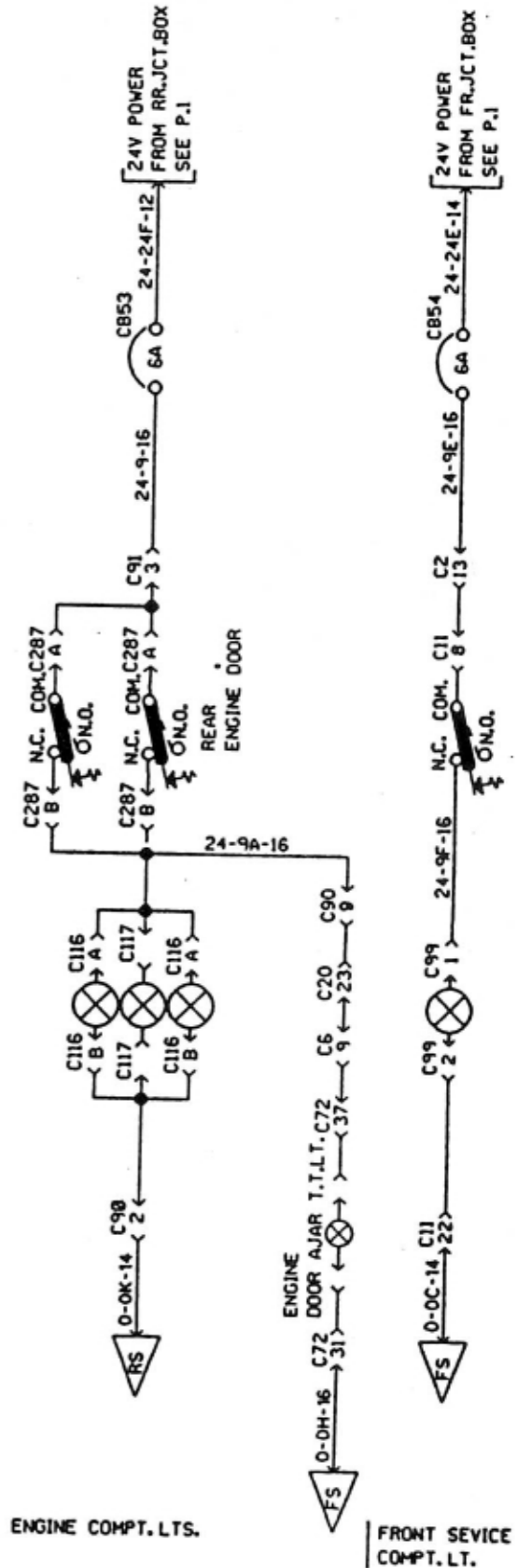


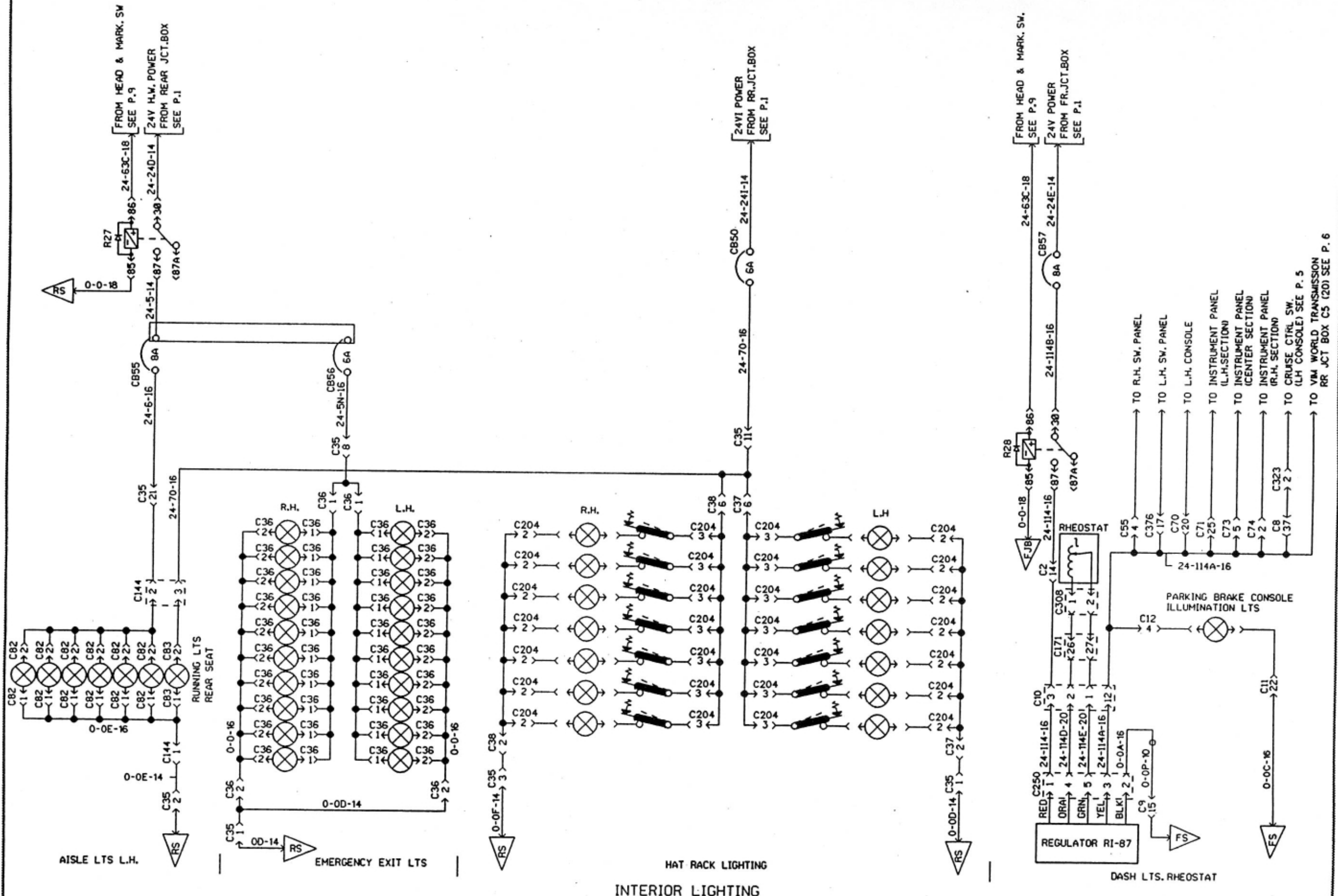
LOWER WINDSHIELD WIPER AND WASHER

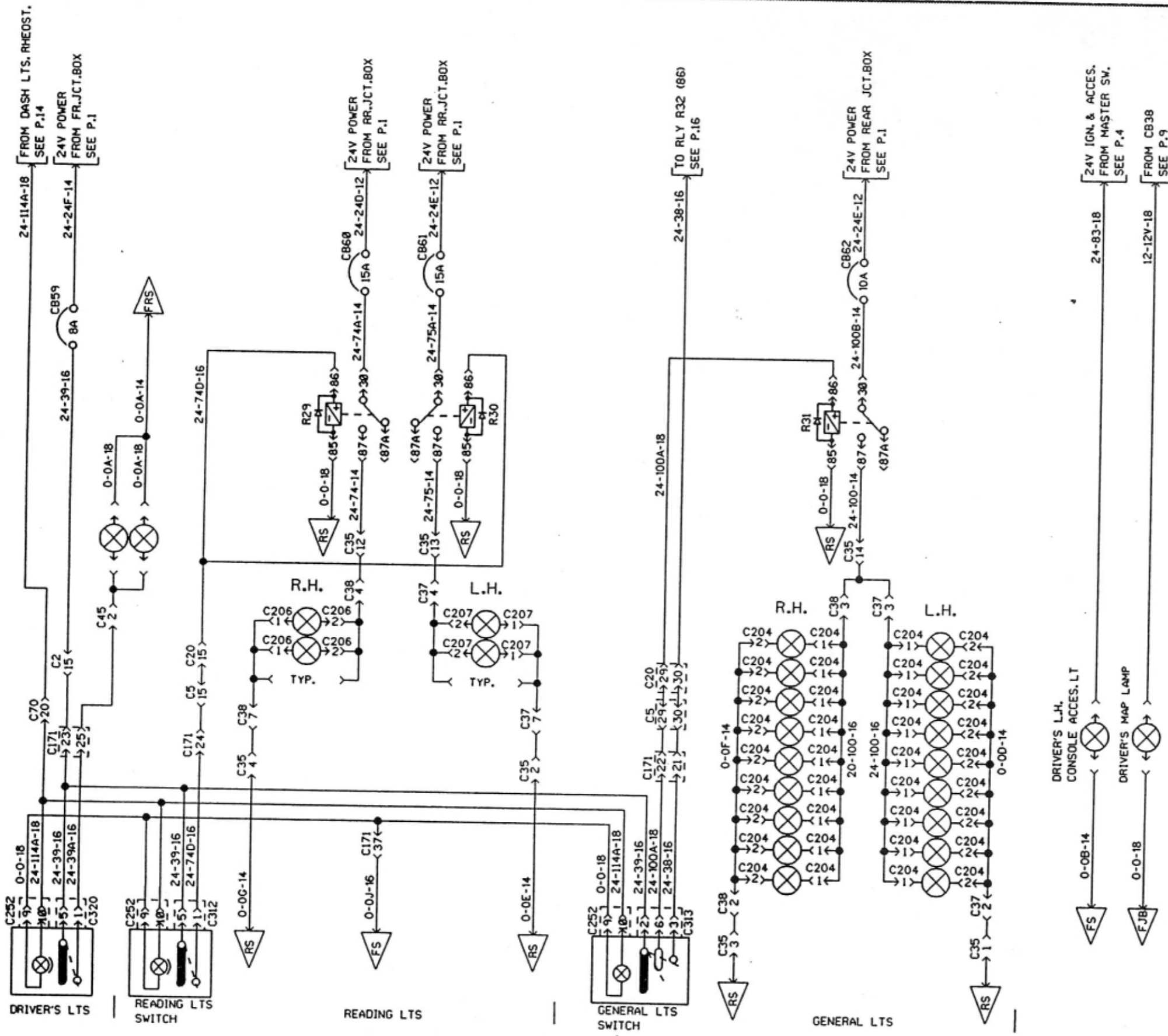
UPPER WINDSHIELD WIPER AND WASHER



INTERIOR LIGHTING

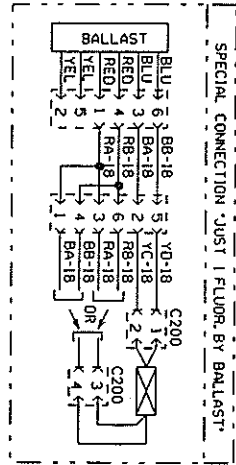




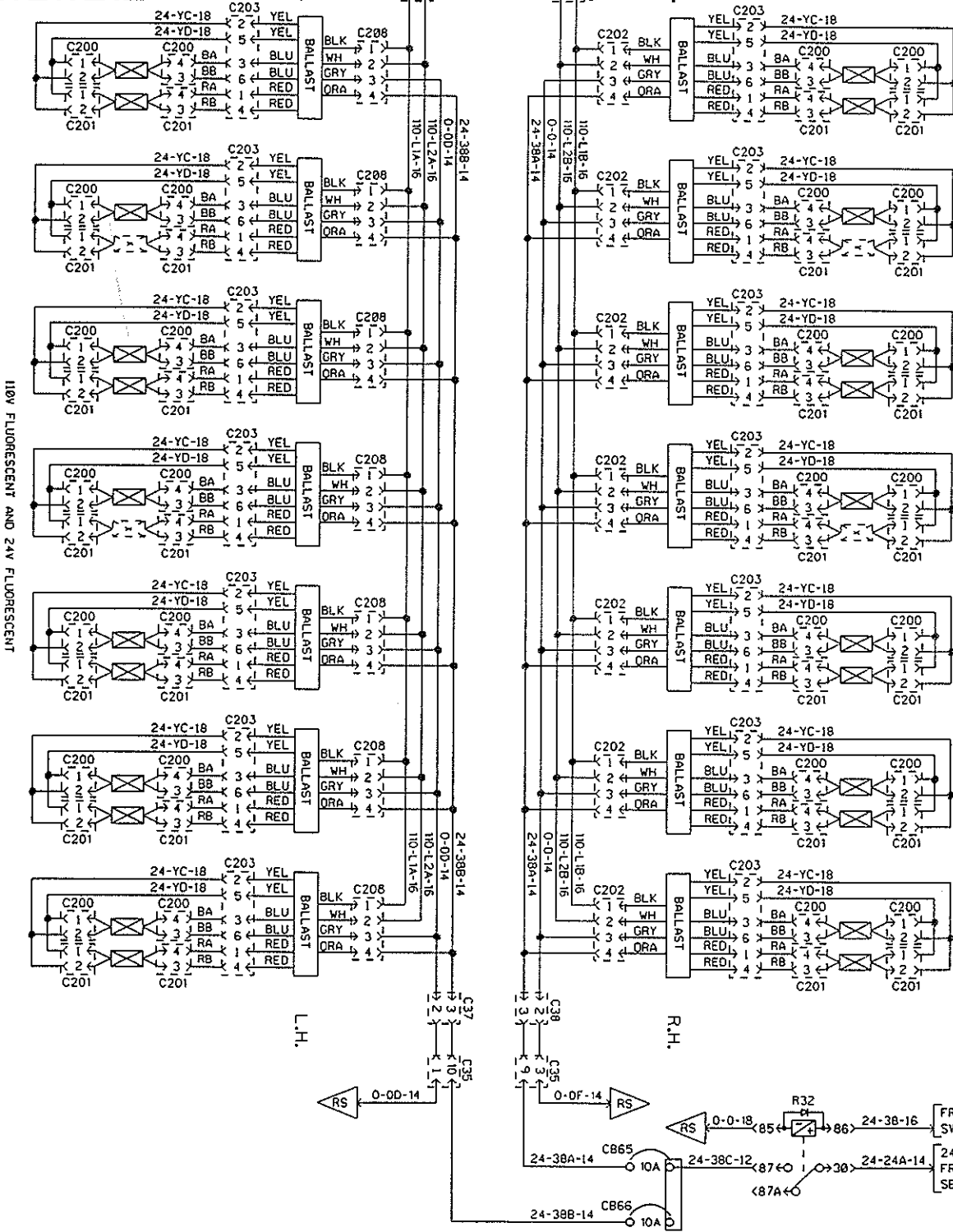


INTERIOR LIGHTING

INTERIOR LIGHTING



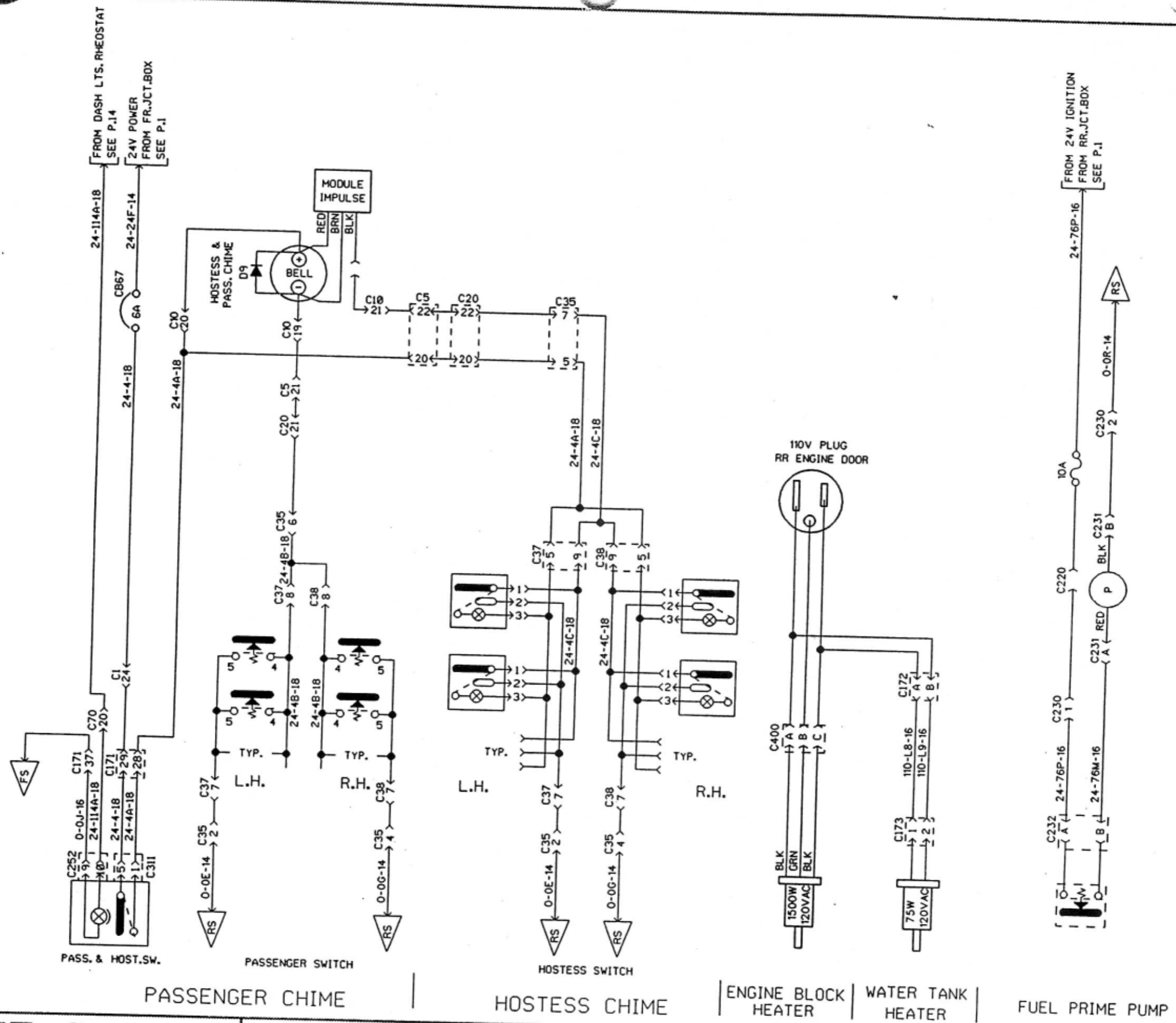
110V FLUORESCENT AND 24V FLUORESCENT

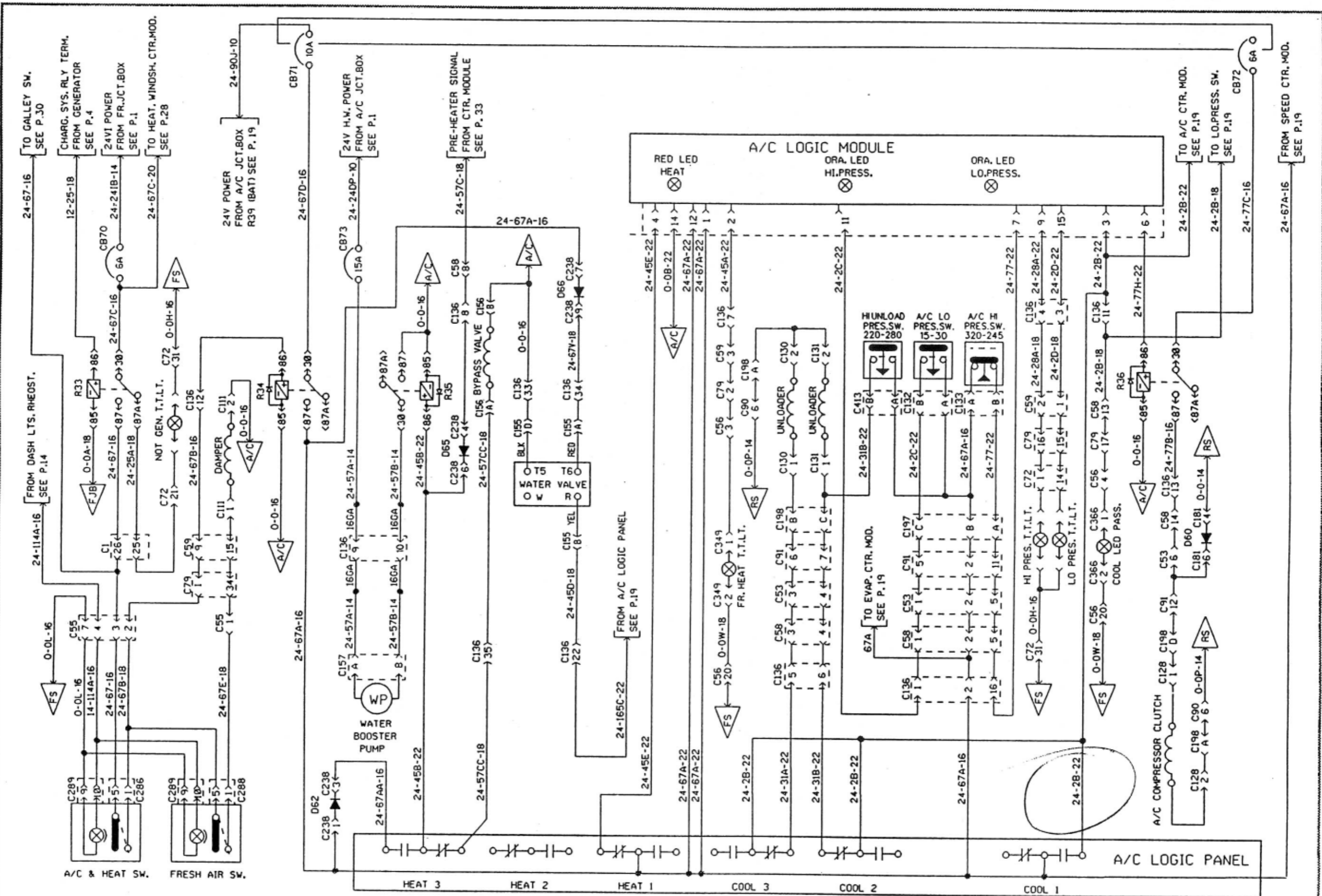


TO REFRIGERATOR POWER SUPPLY SEE P.10

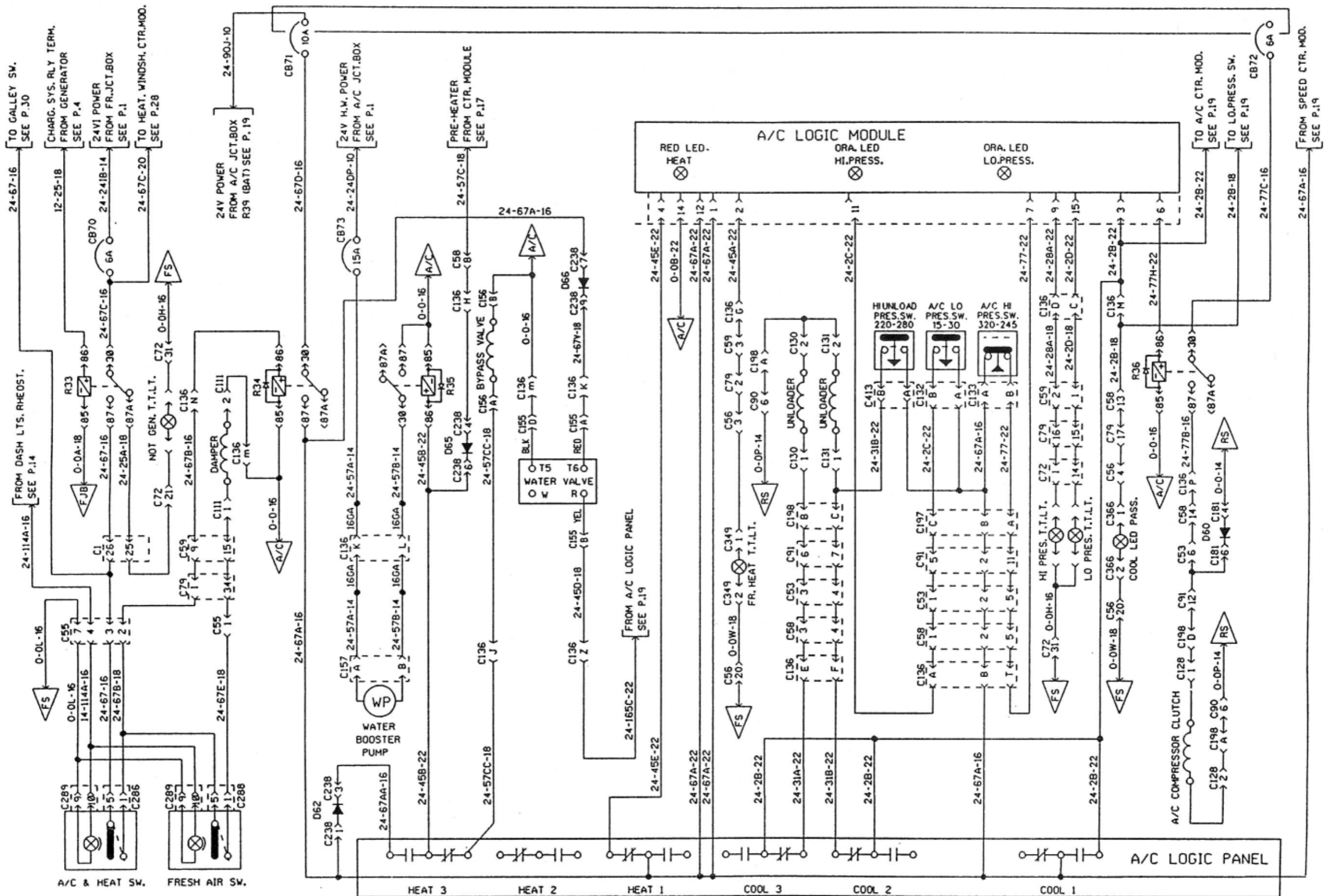
FROM GENERAL LTS SWITCH SEE P.15

24V POWER FROM R.JCT.BOX SEE P.1



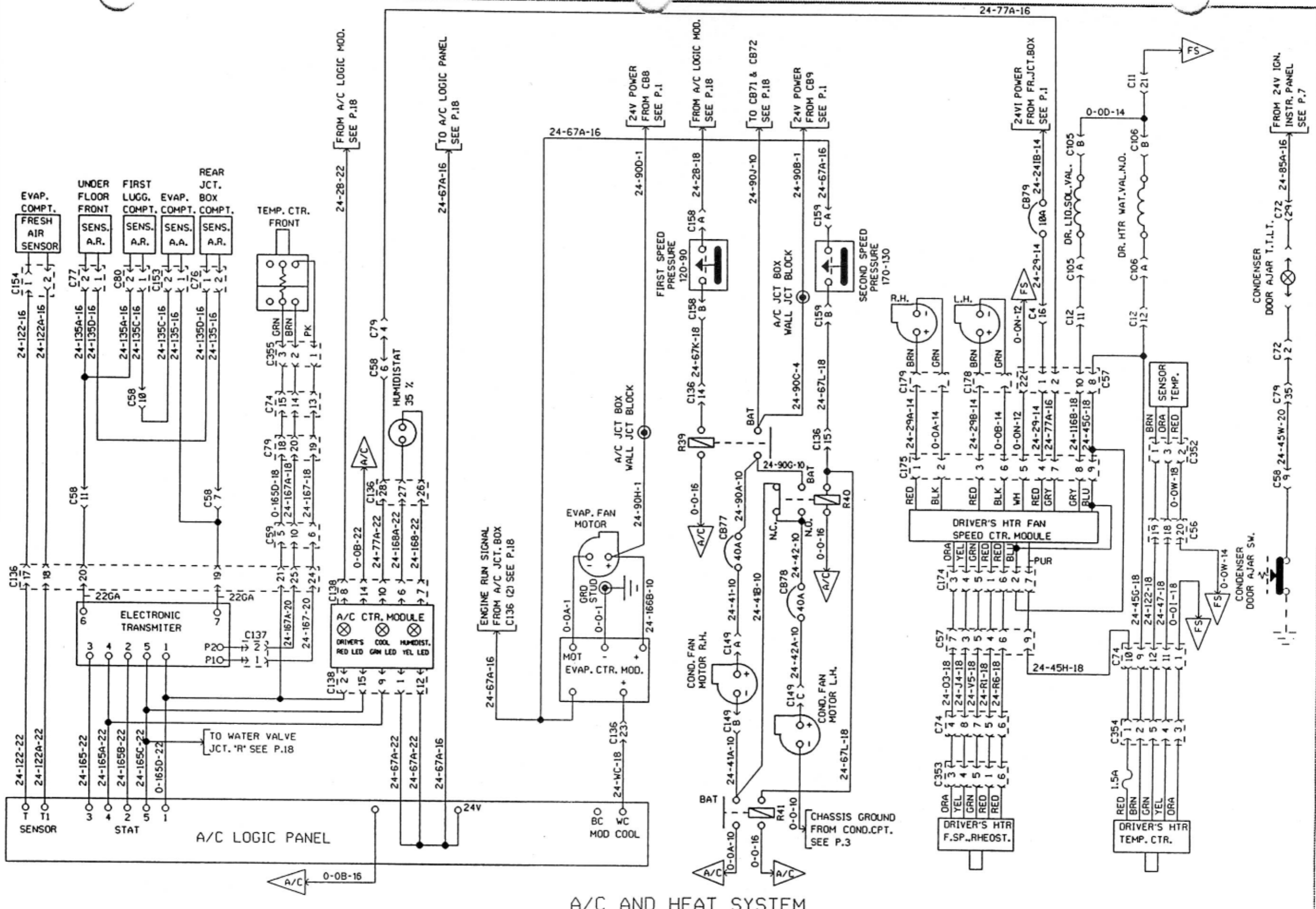


A/C AND HEAT SYSTEM

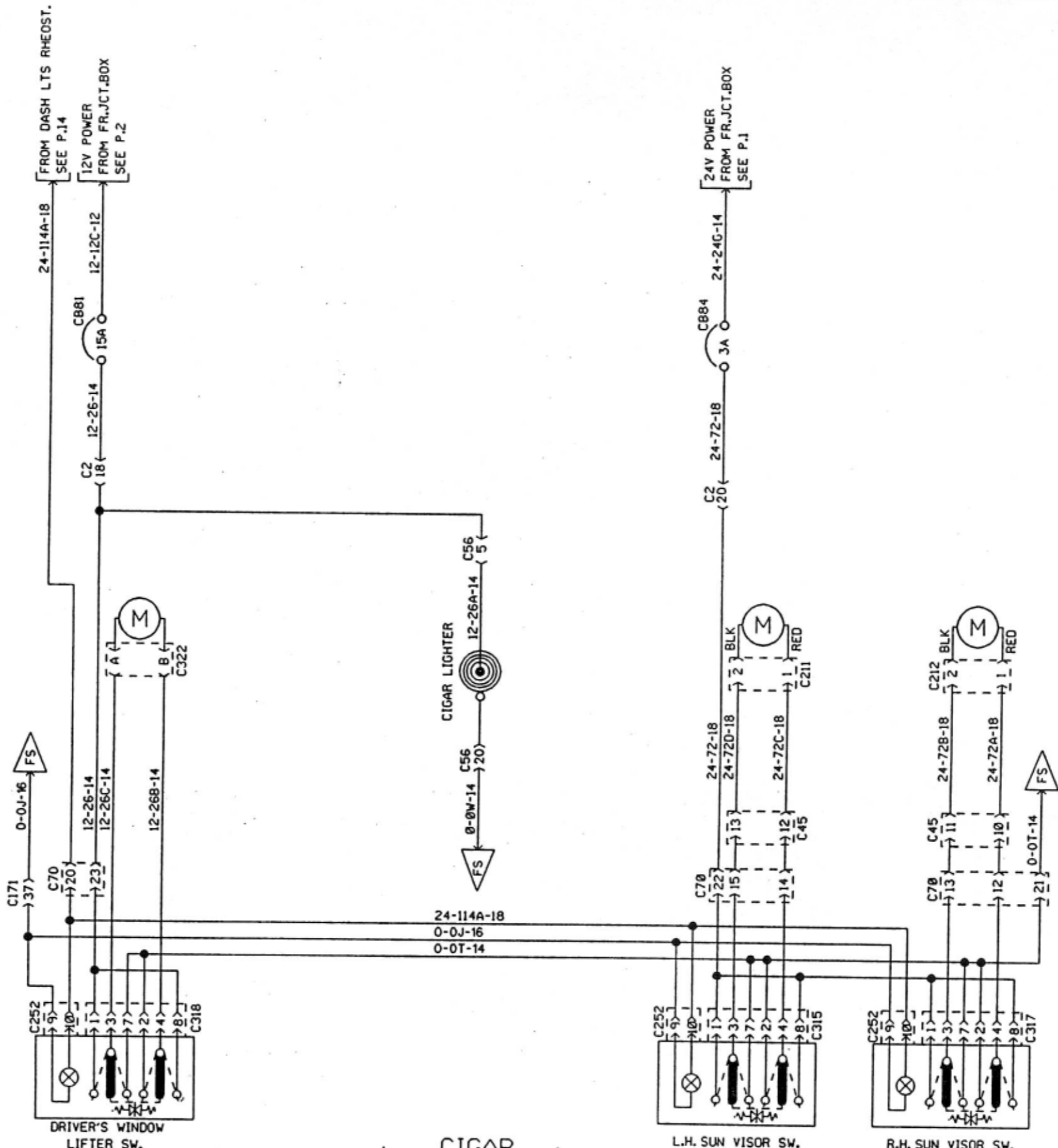


A/C AND HEAT SYSTEM - SPECIAL MAHEUX S100, S101, S102, S103, S105





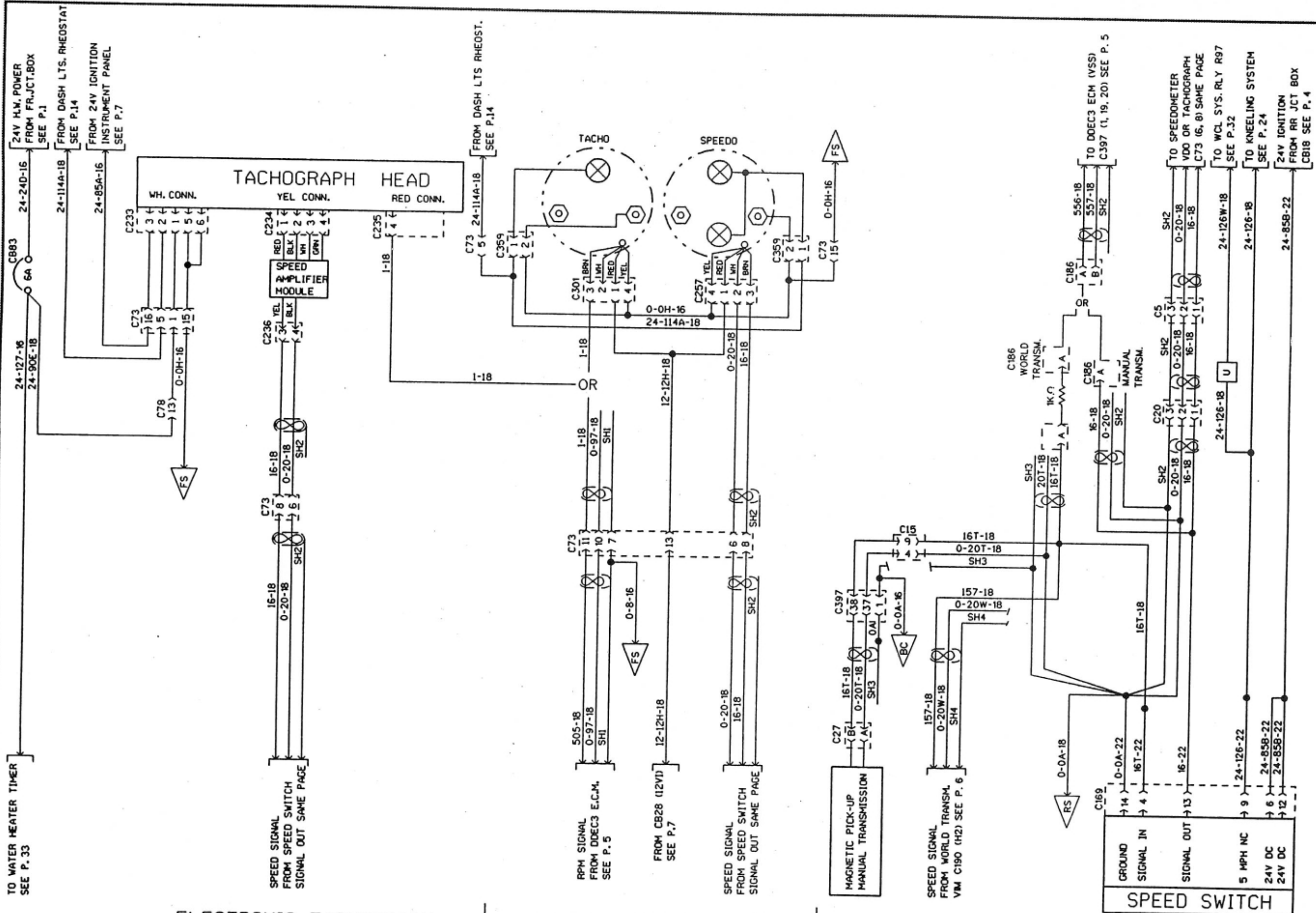
A/C AND HEAT SYSTEM

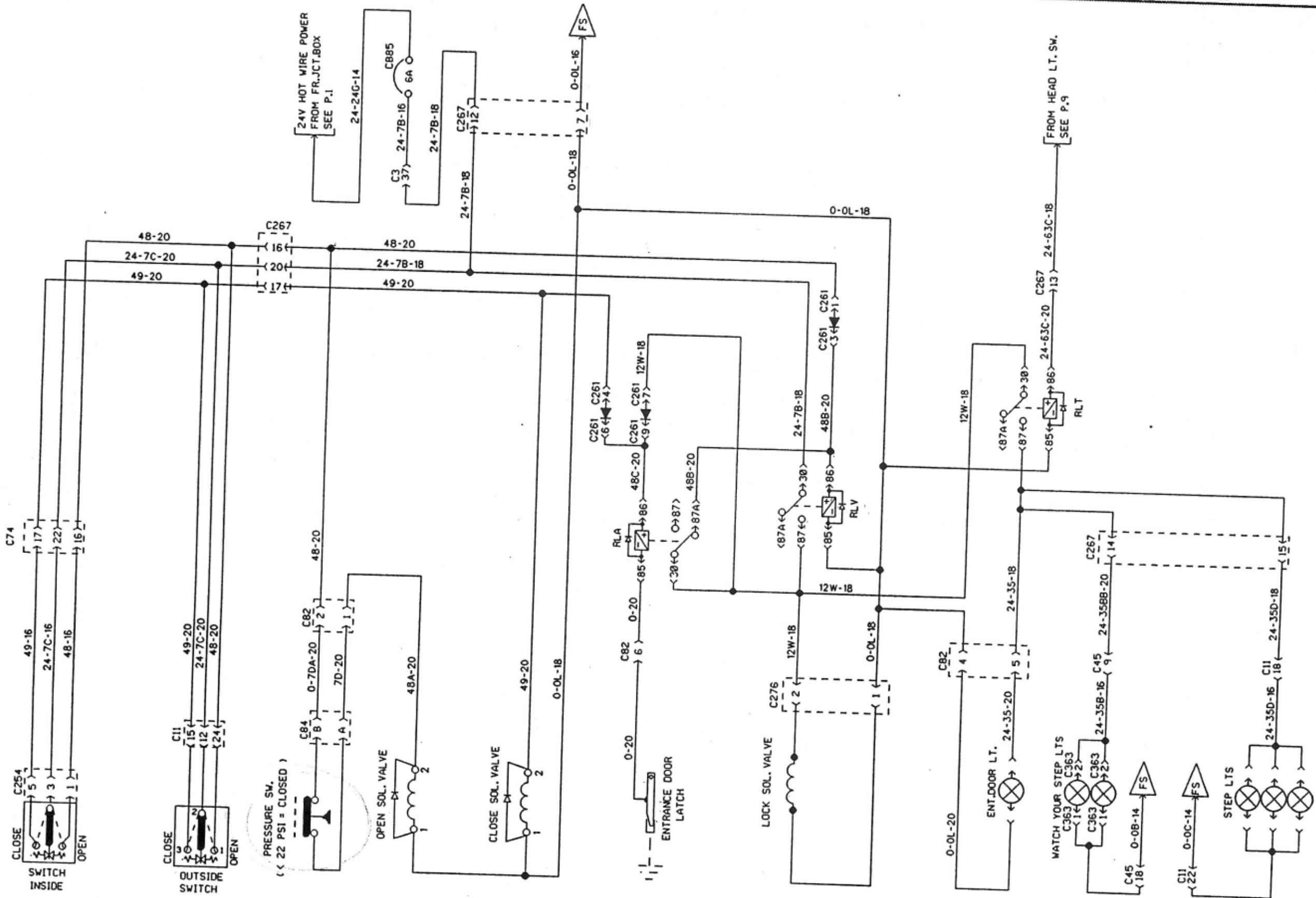


DRIVER'S WINDOW LIFTER

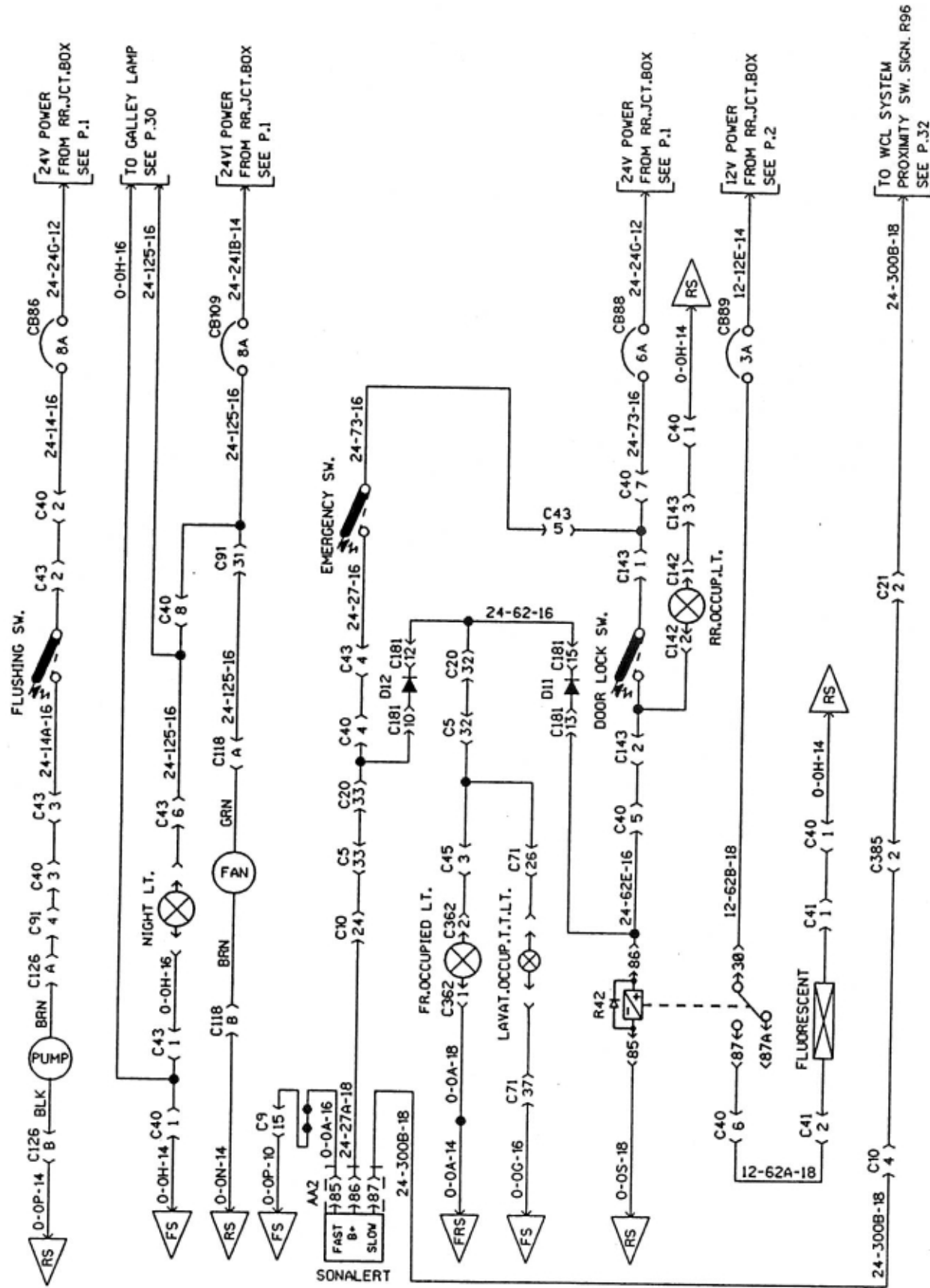
CIGAR LIGHTER

SUN VISOR

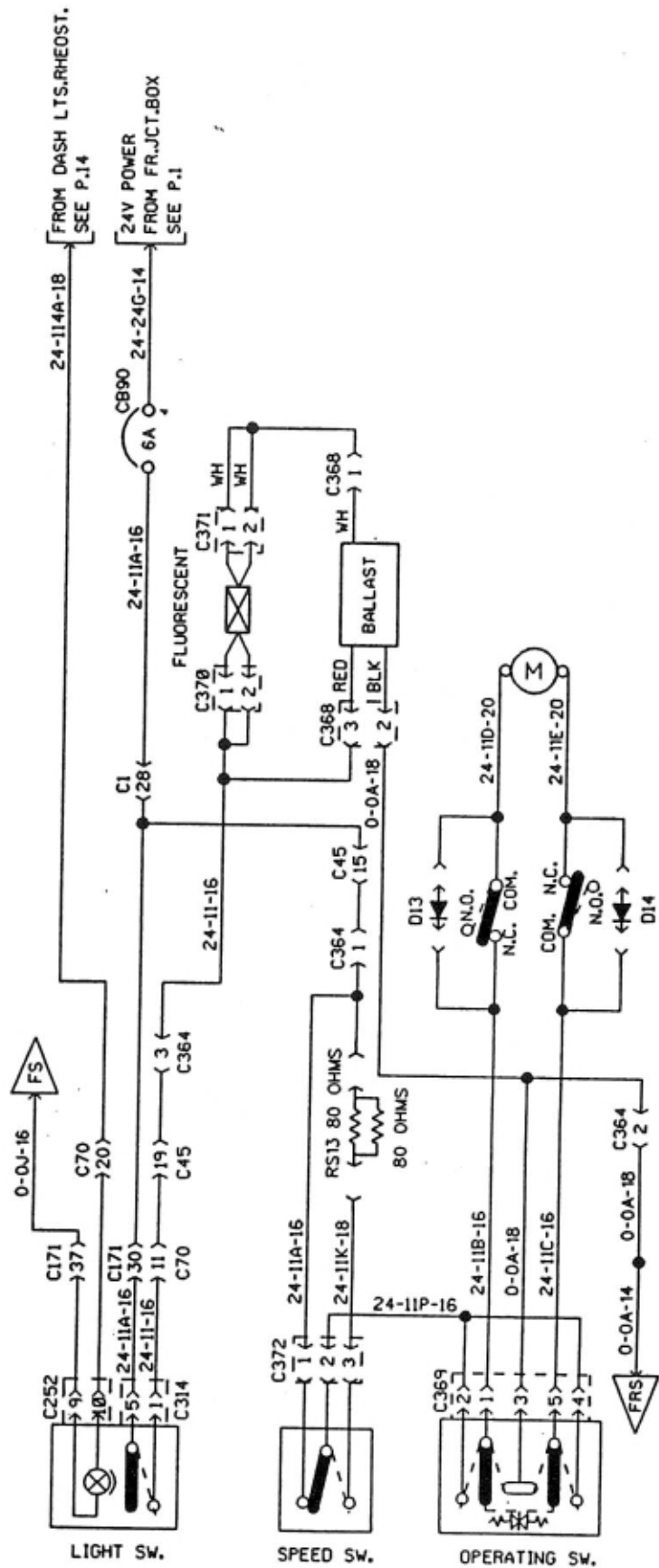




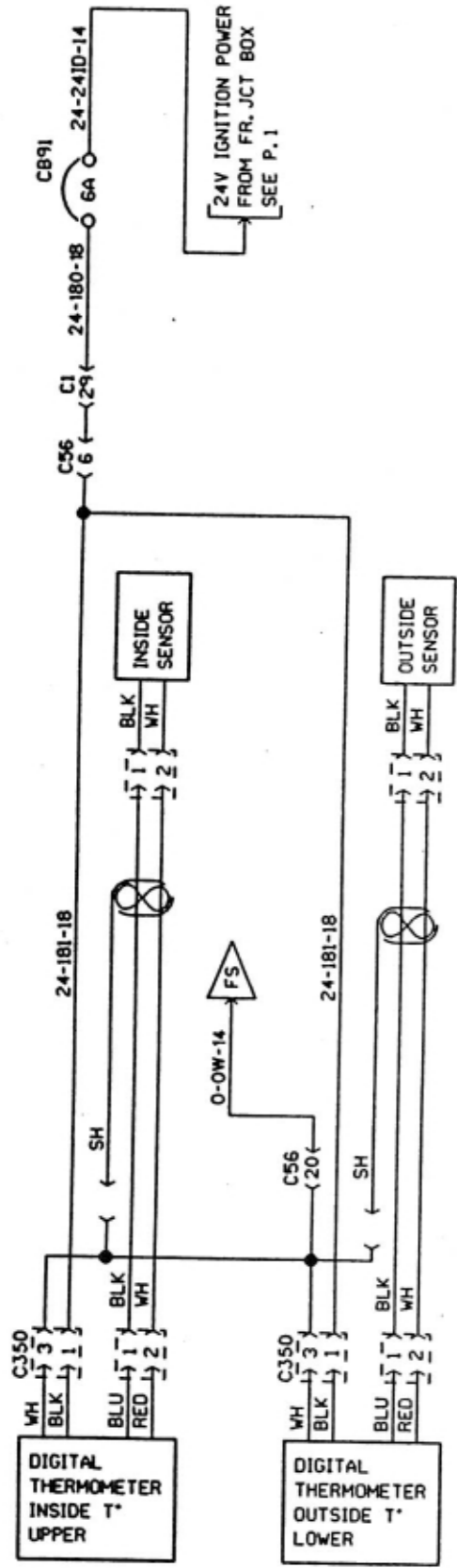
ENTRANCE DOOR (SEDAN)



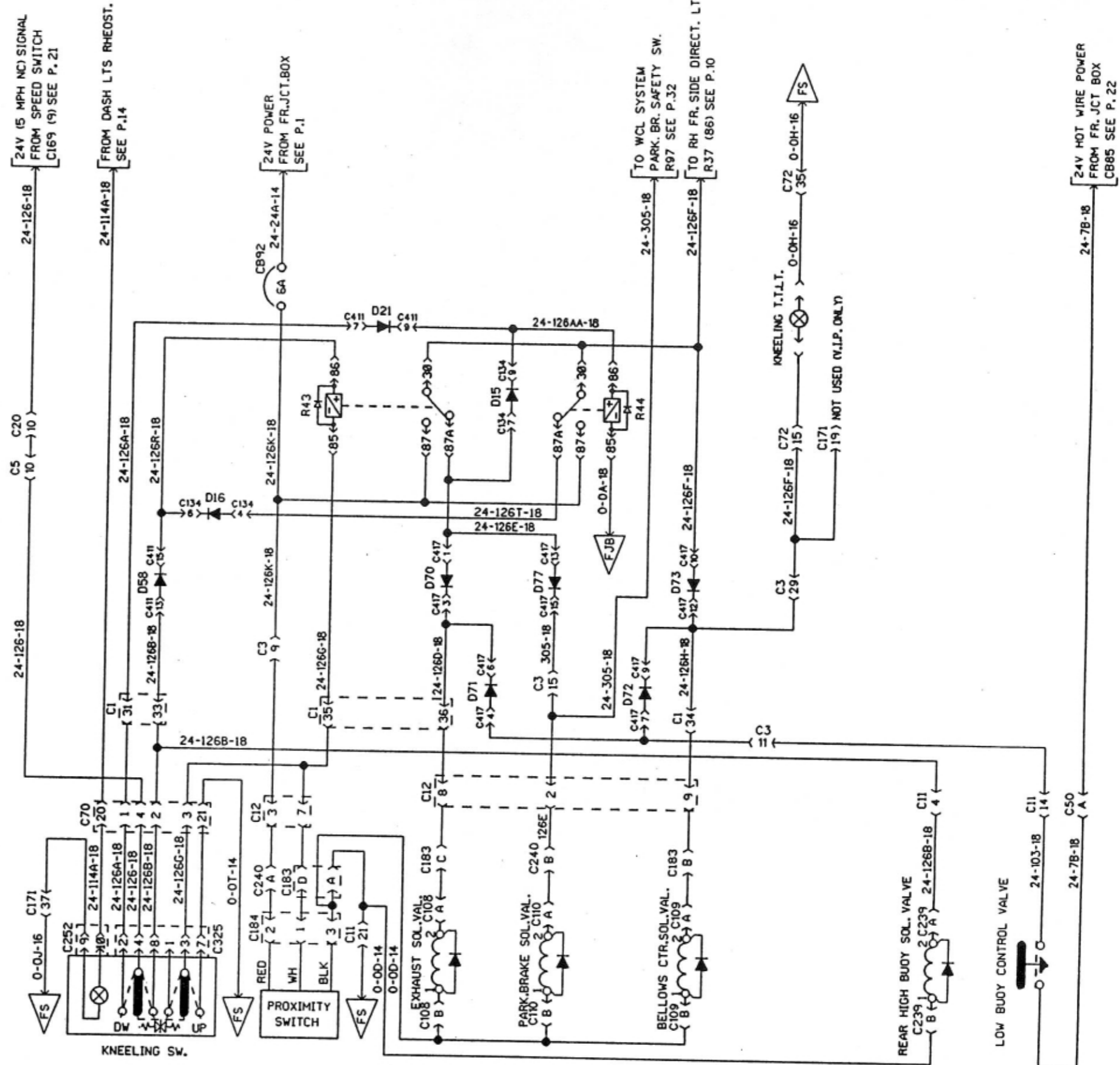
LAVATORY



FRONT DESTINATION SIGN

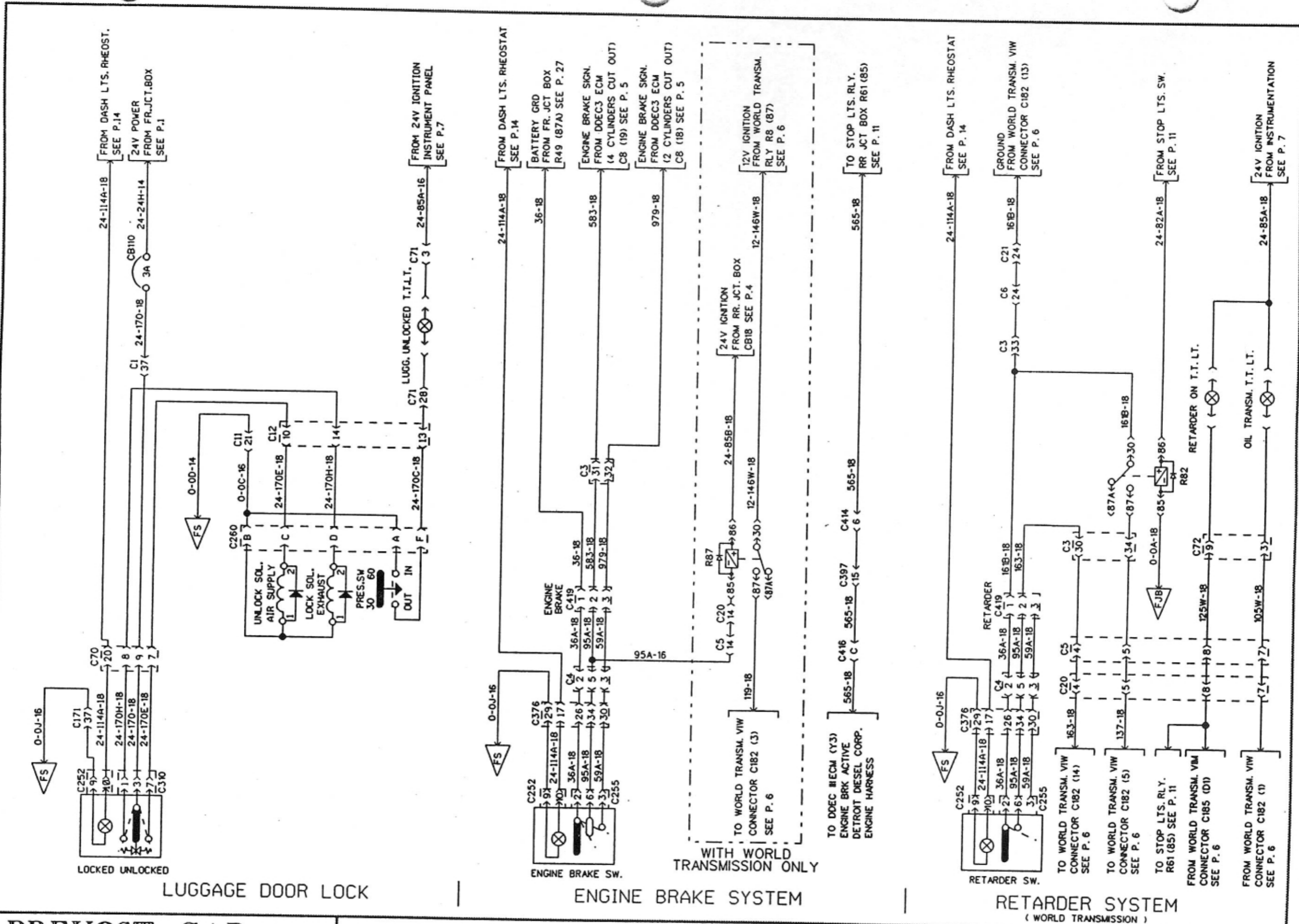


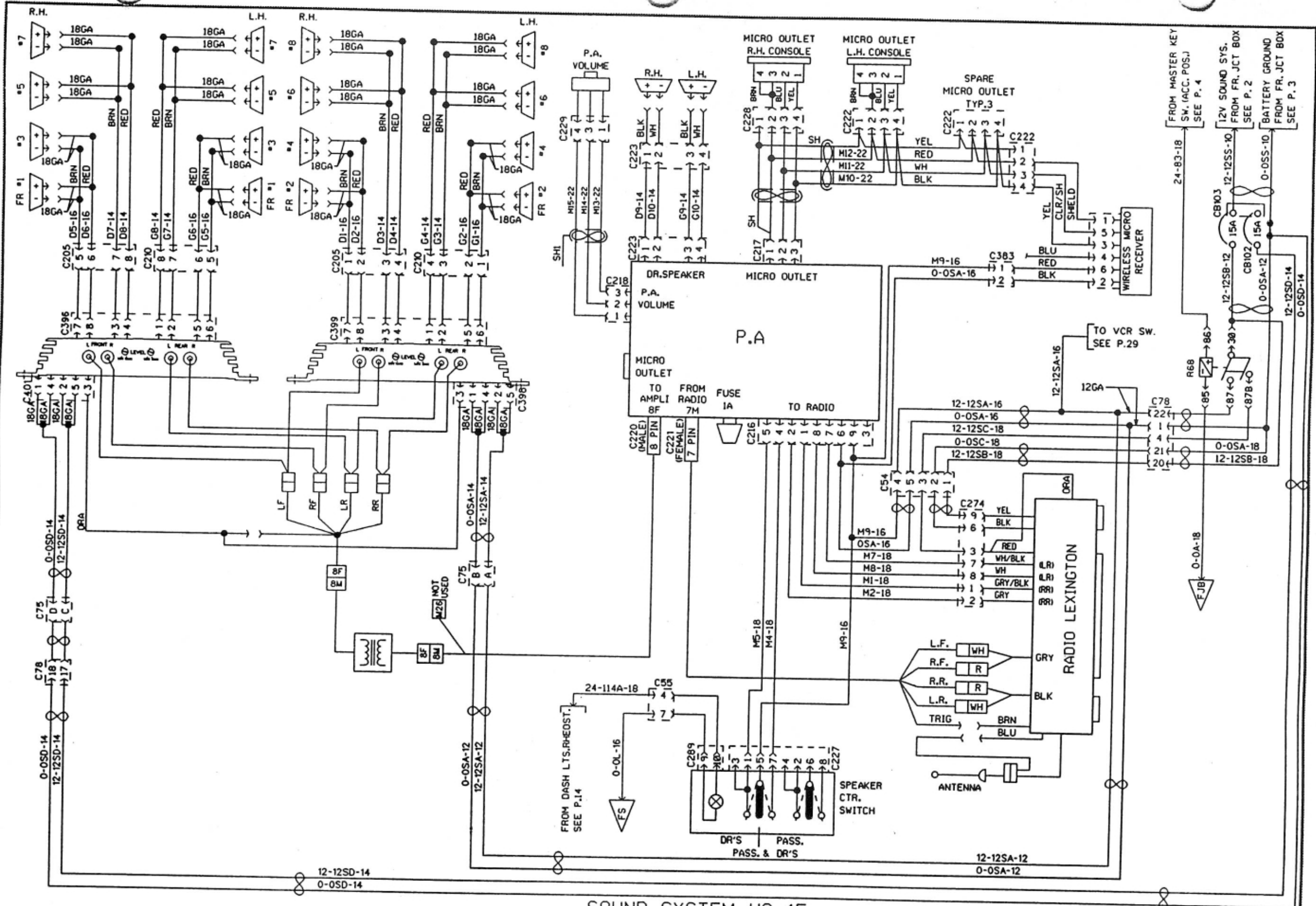
DIGITAL THERMOMETER



KNEELING SYSTEM

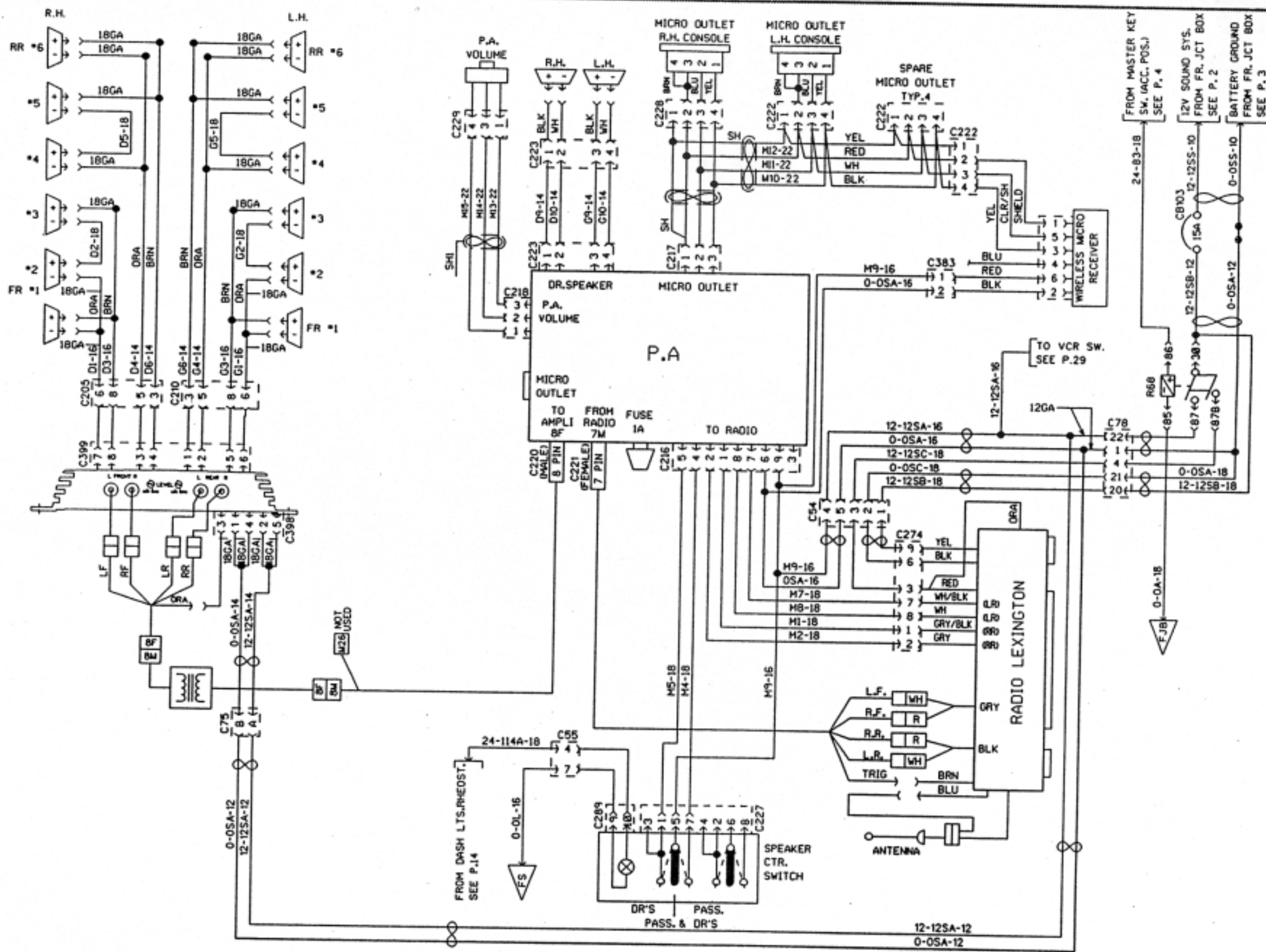
HI BUOY | LOW BUOY



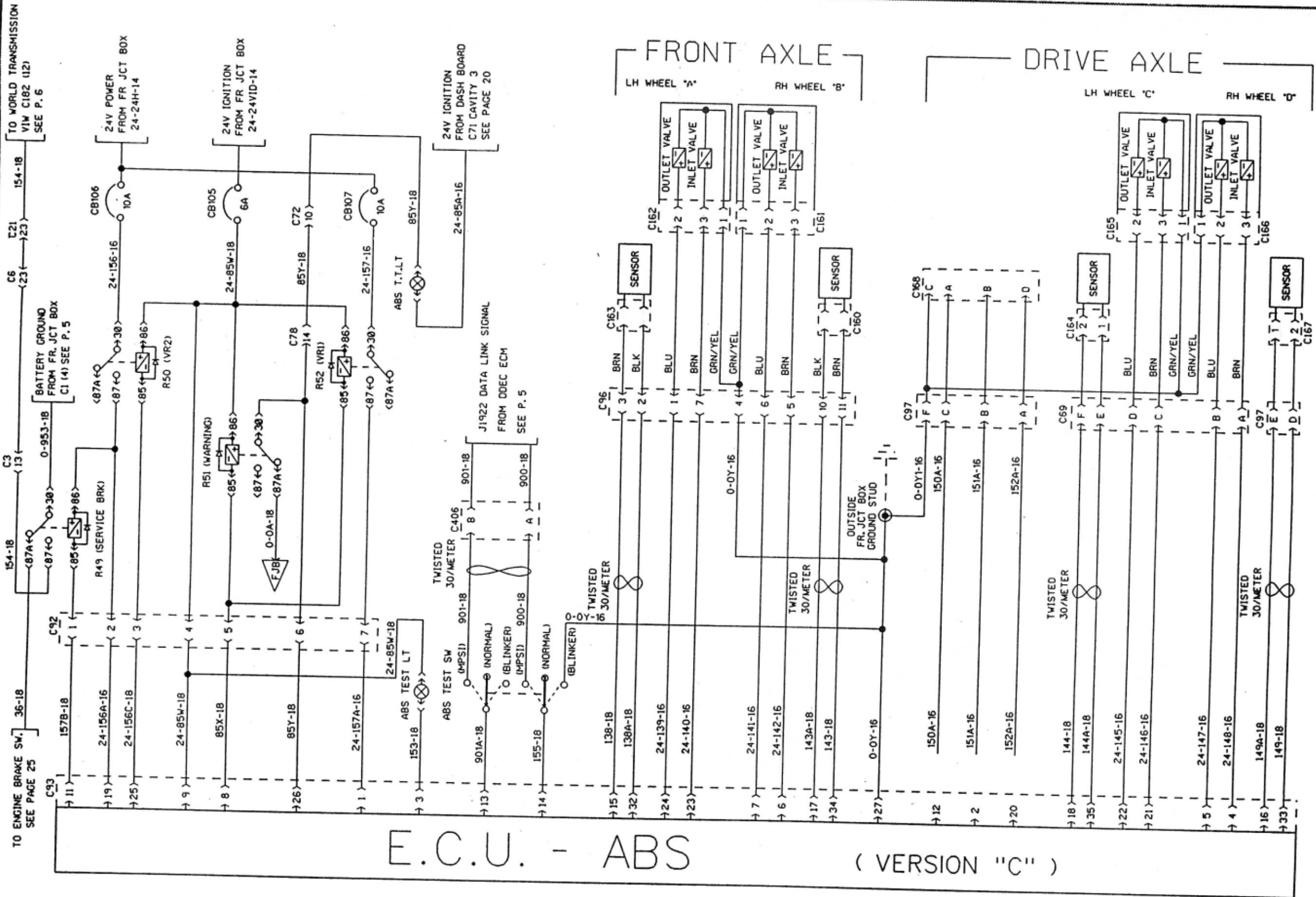


SOUND SYSTEM H3-45



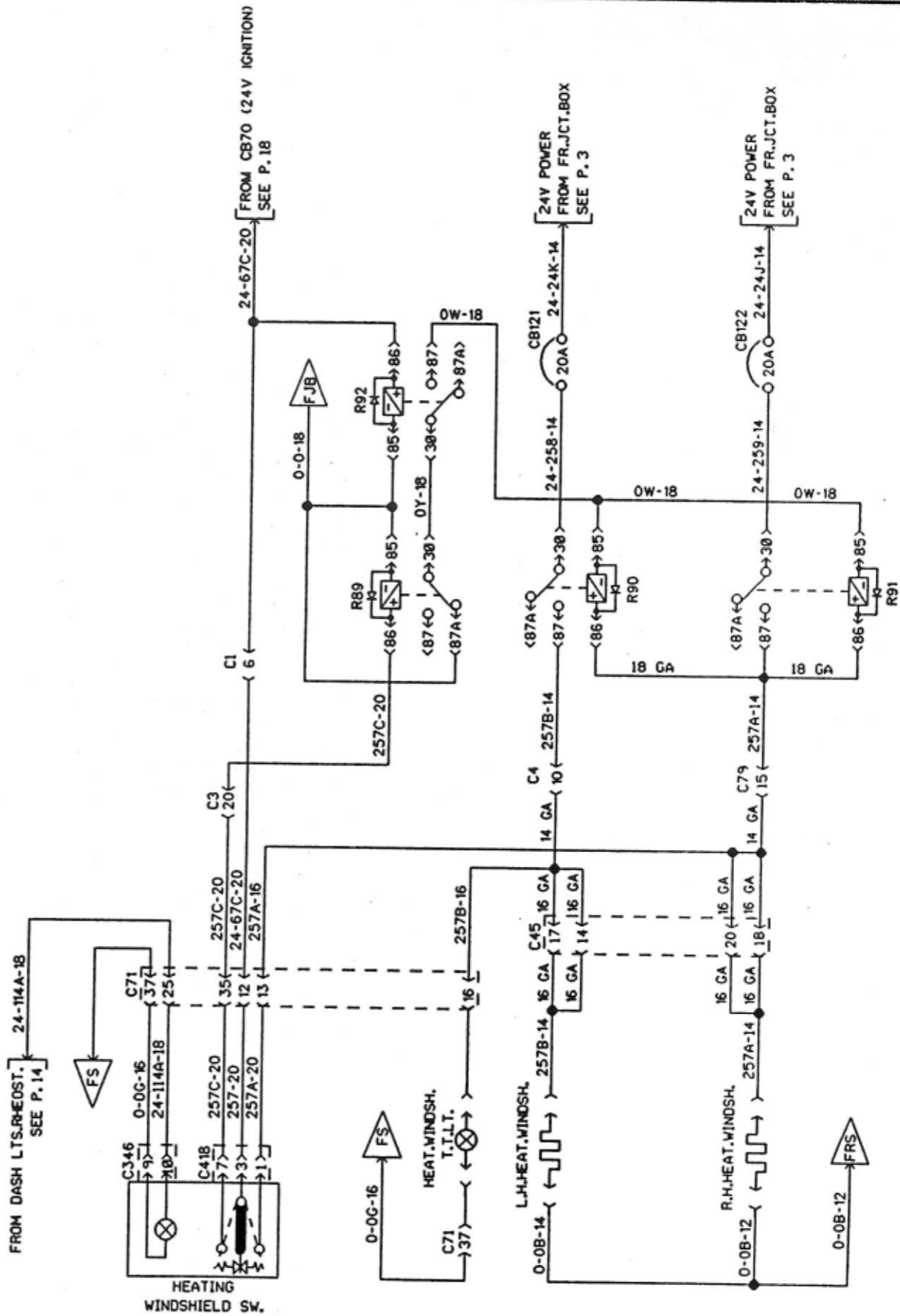
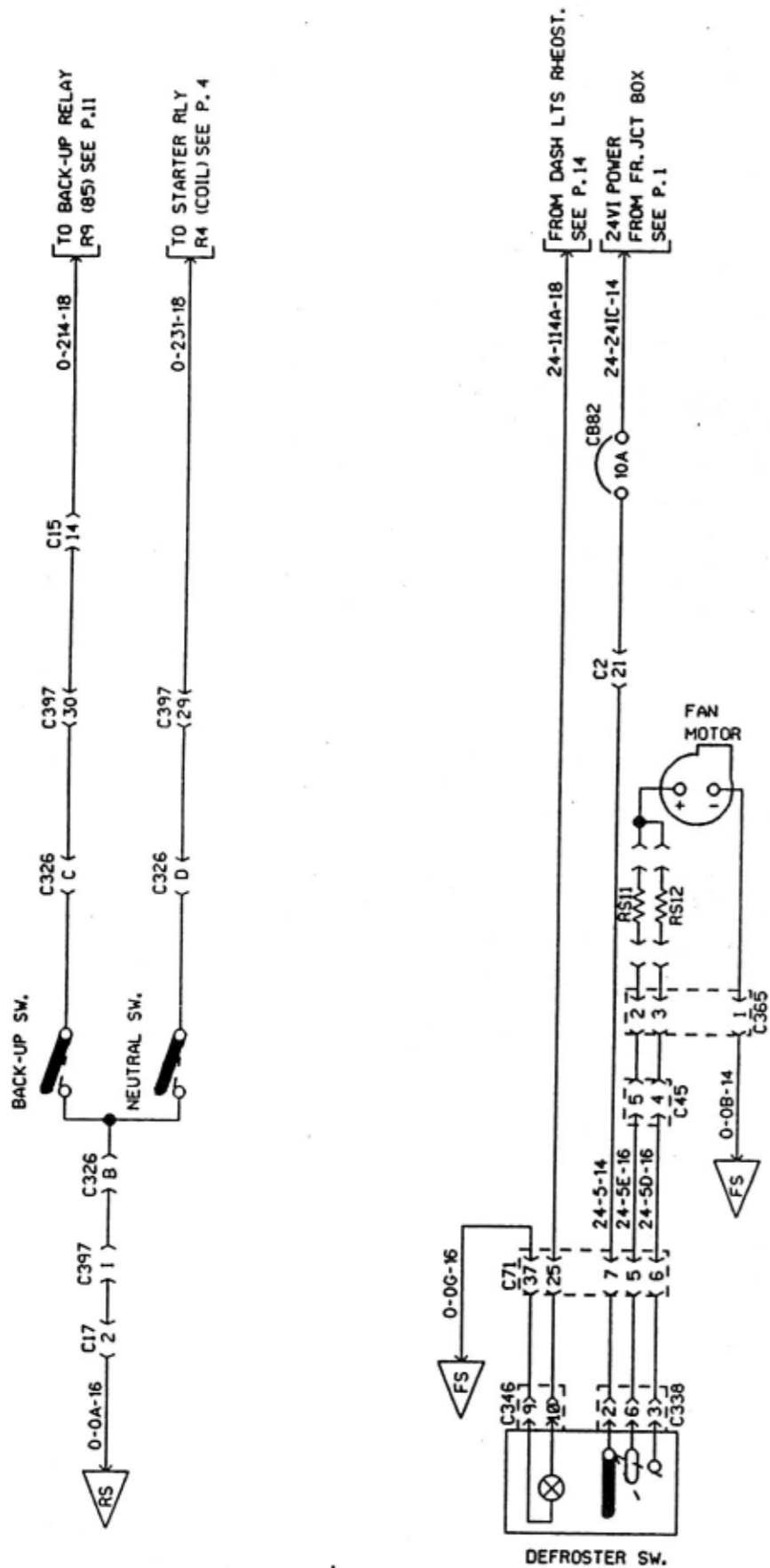


SOUND SYSTEM H3-41



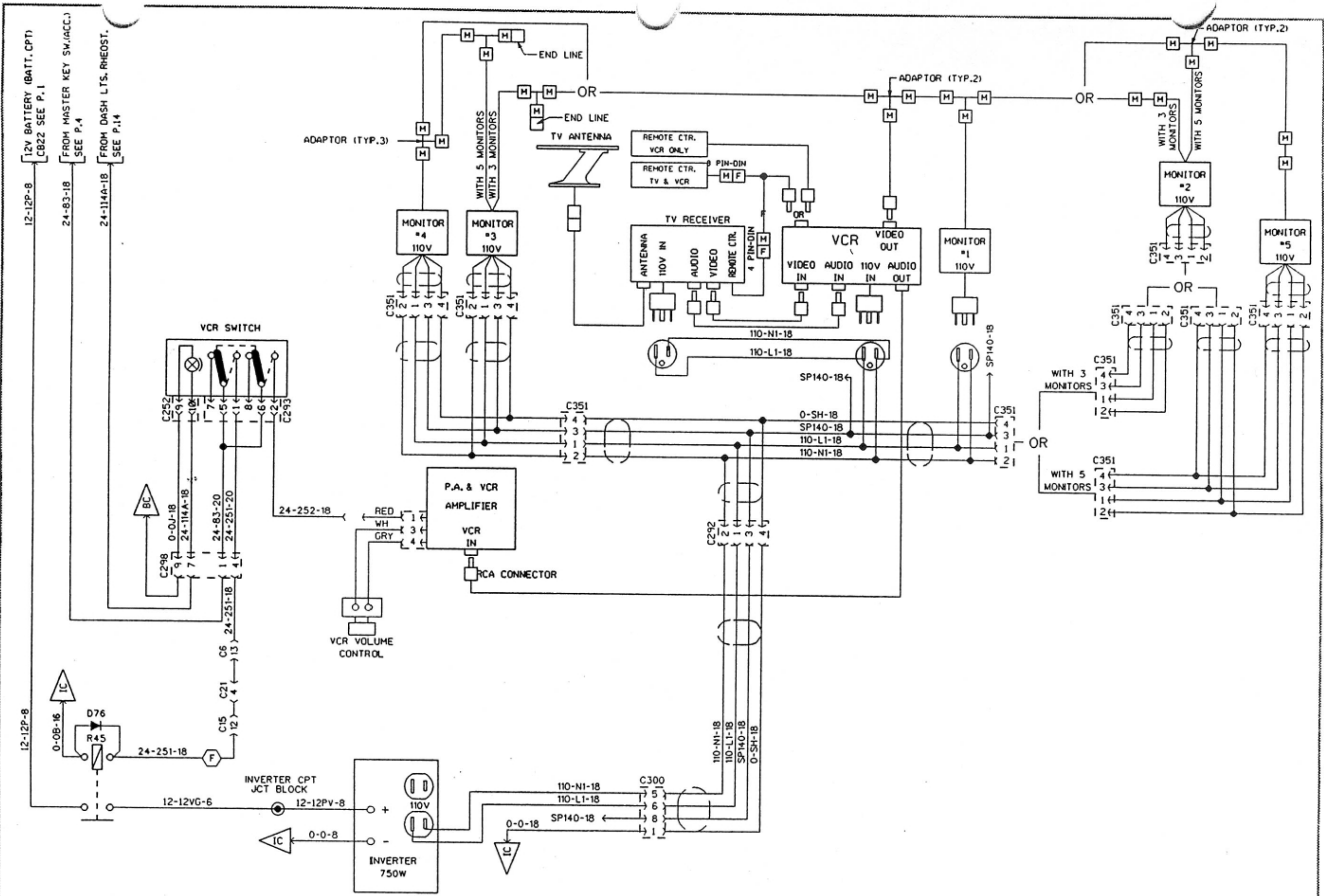
E.C.U. - ABS

(VERSION "C")

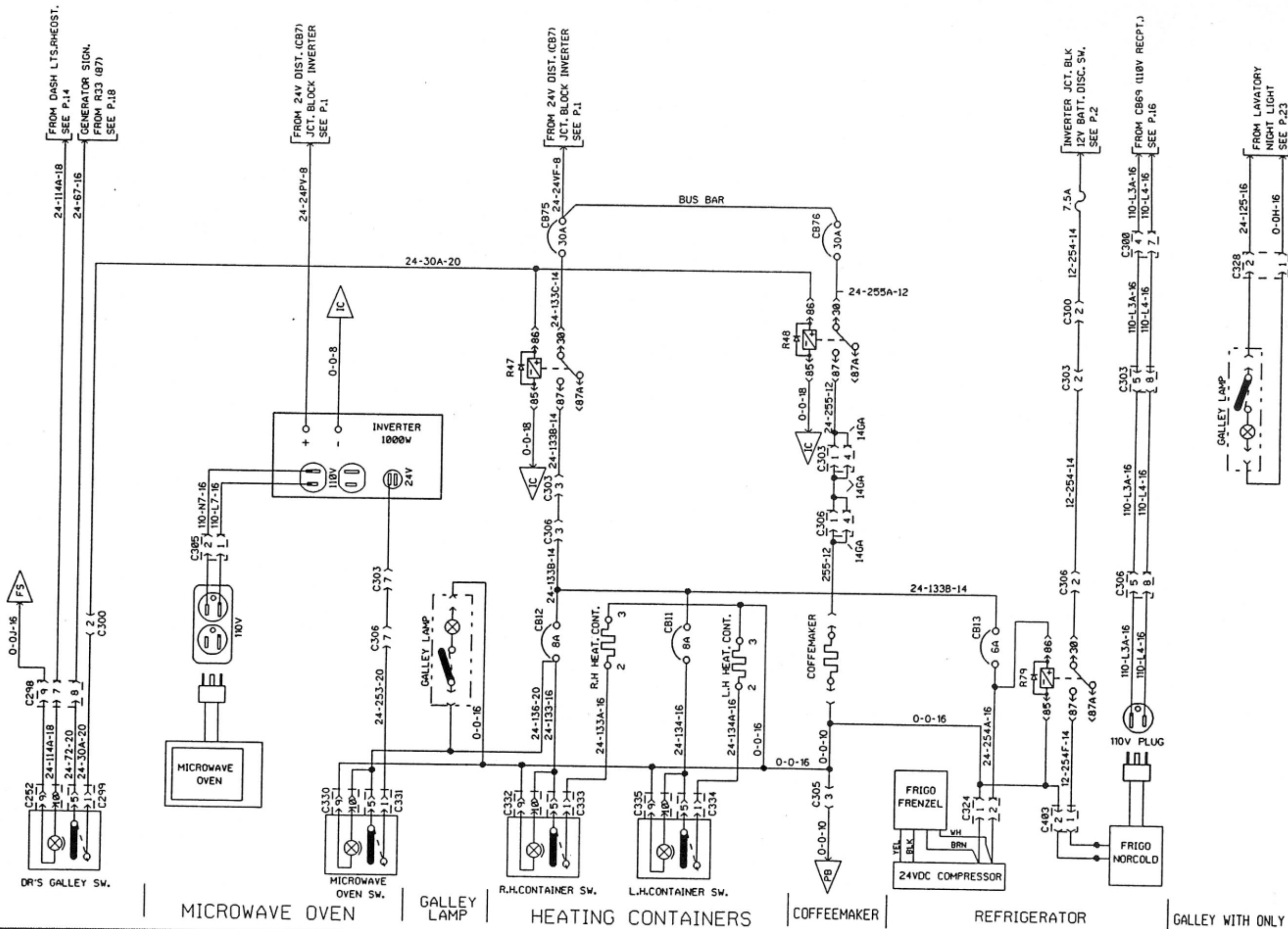


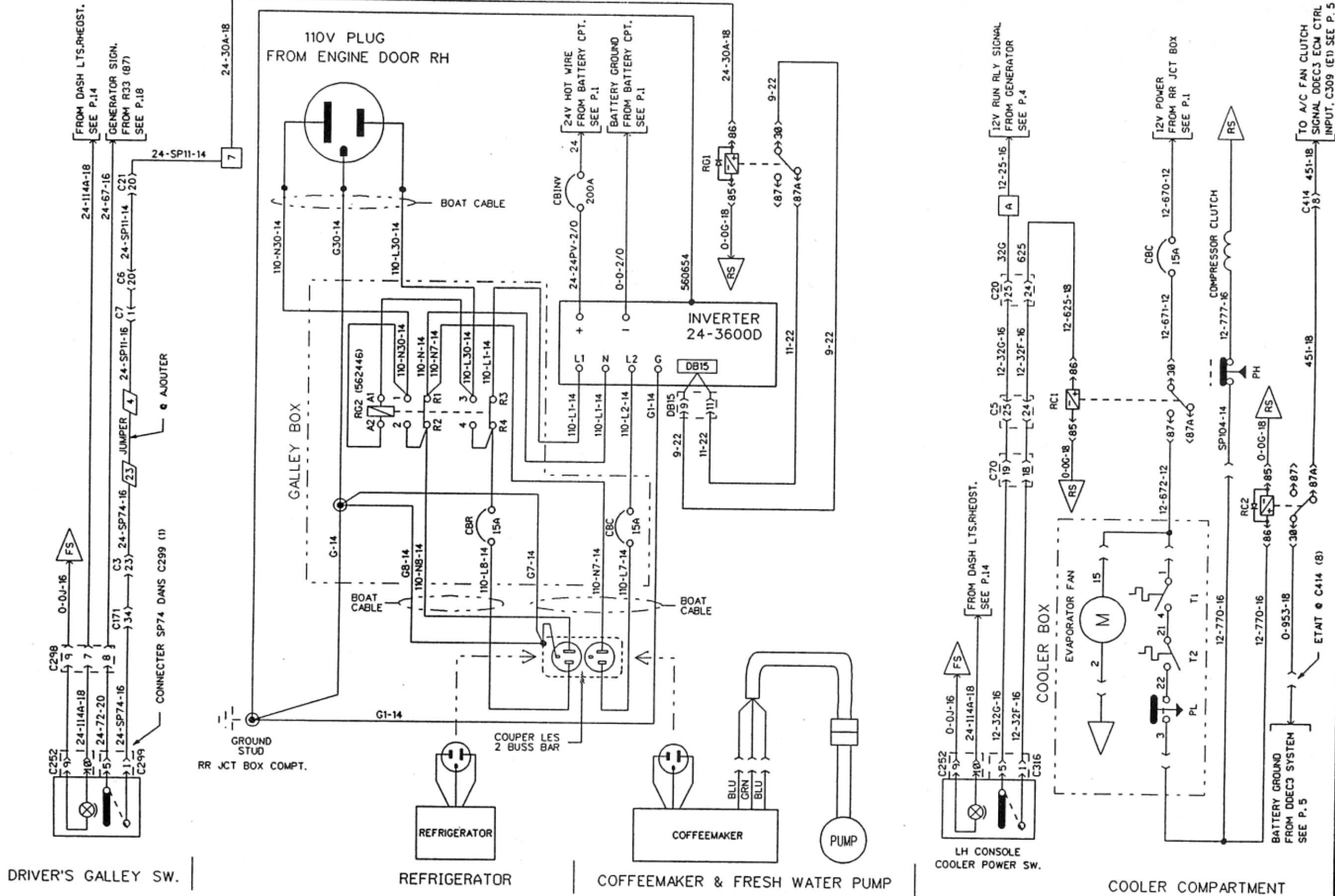
MANUAL TRANSMISSION | UPPER WINDSHIELD DEFROST

HEATED WINDSHIELD

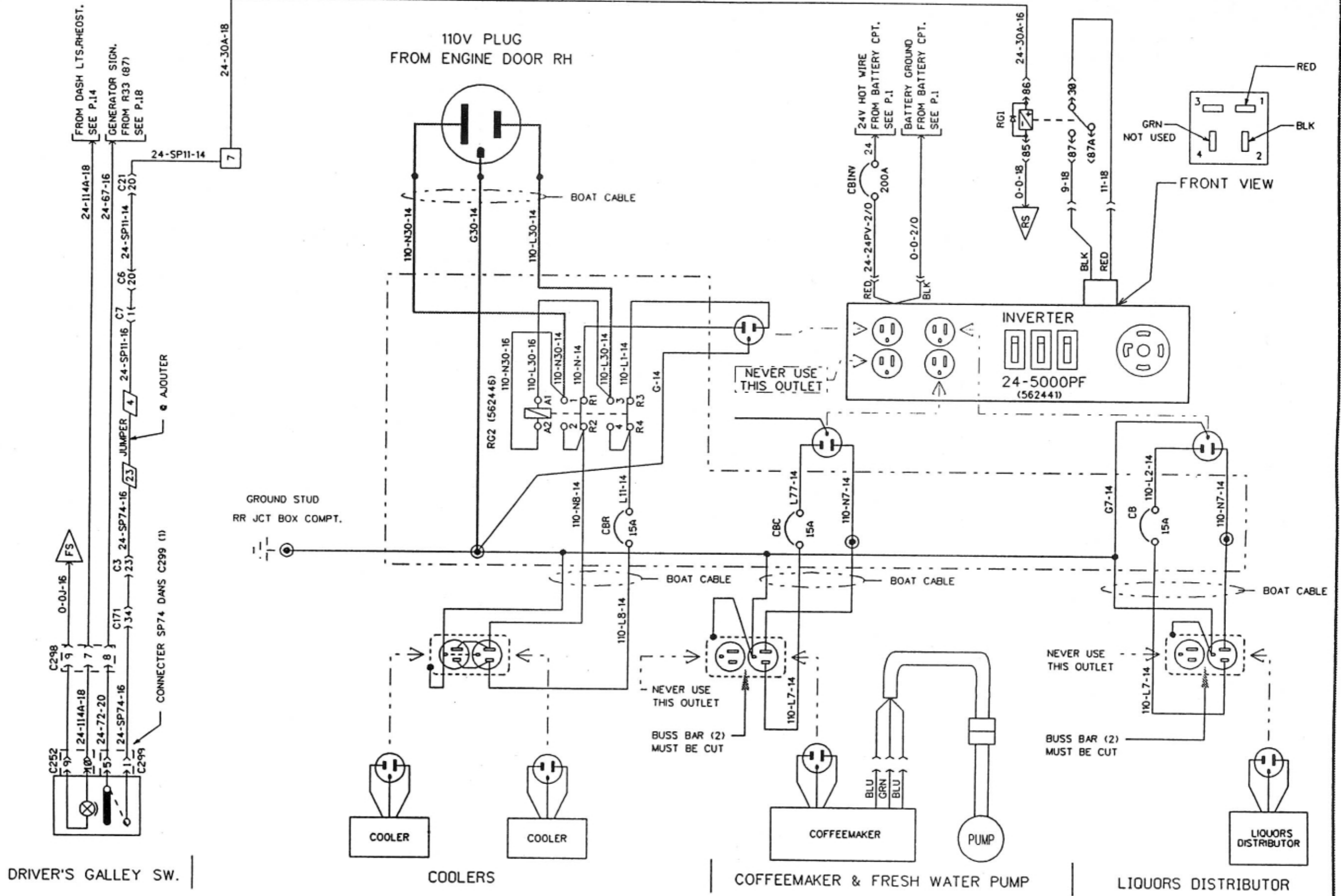


VIDEO SYSTEM & TV RECEIVER

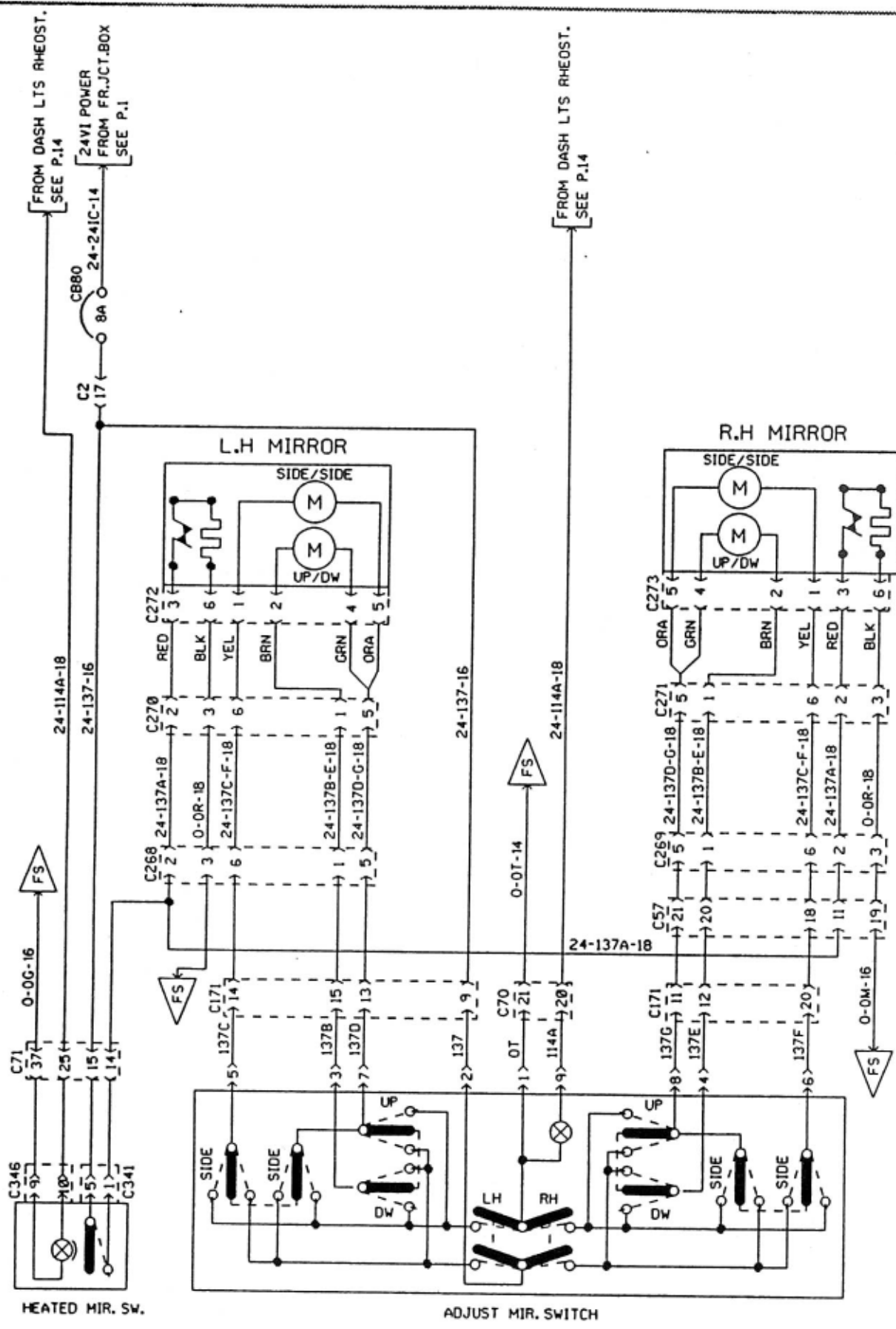




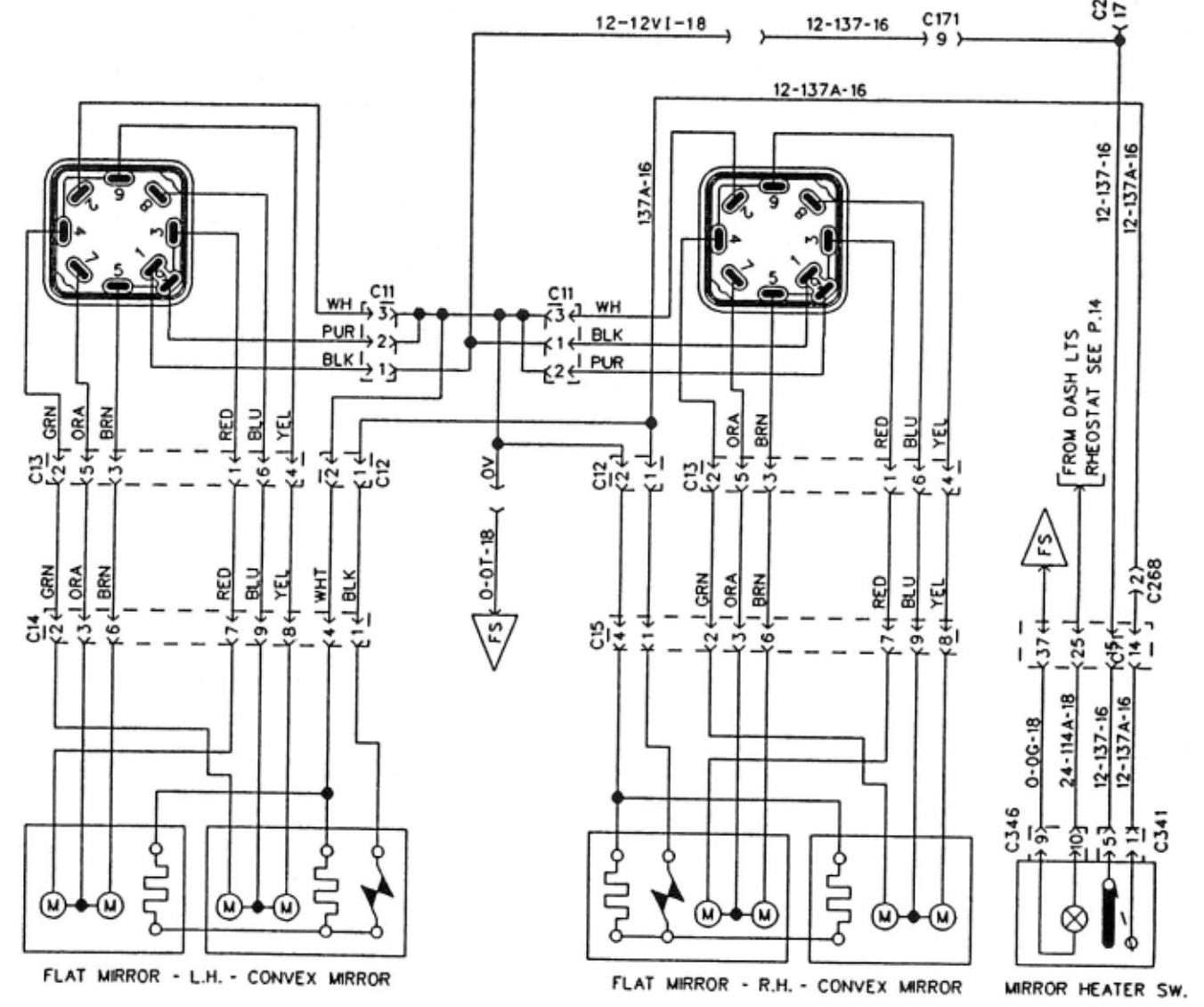
LIMOCAR CARIBOU EXPRESS R083



AUTOBUS LAVAL R089 & R090

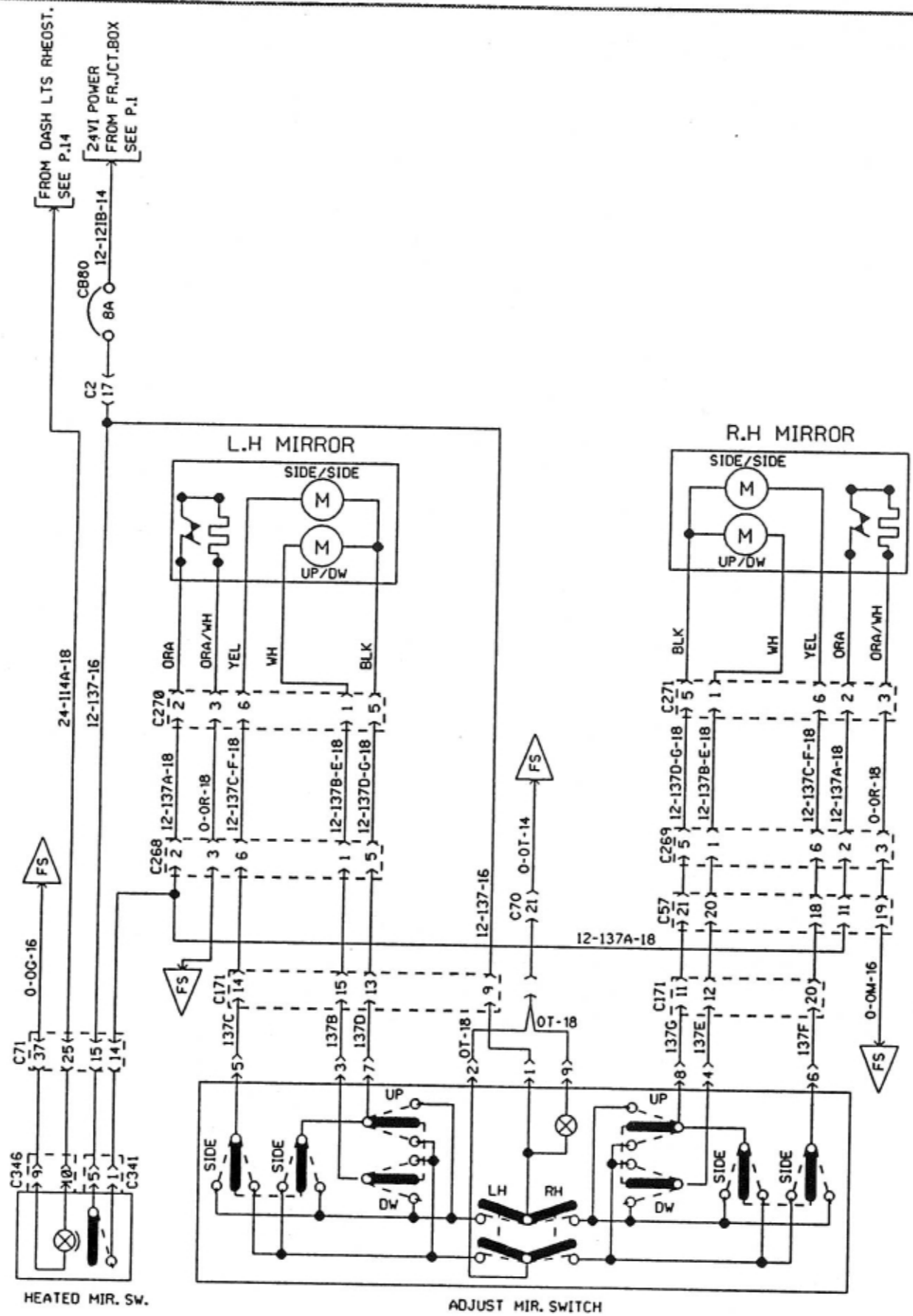


REAR VIEW - ADJUSTMENT & HEATED SW. (SPARTAN)

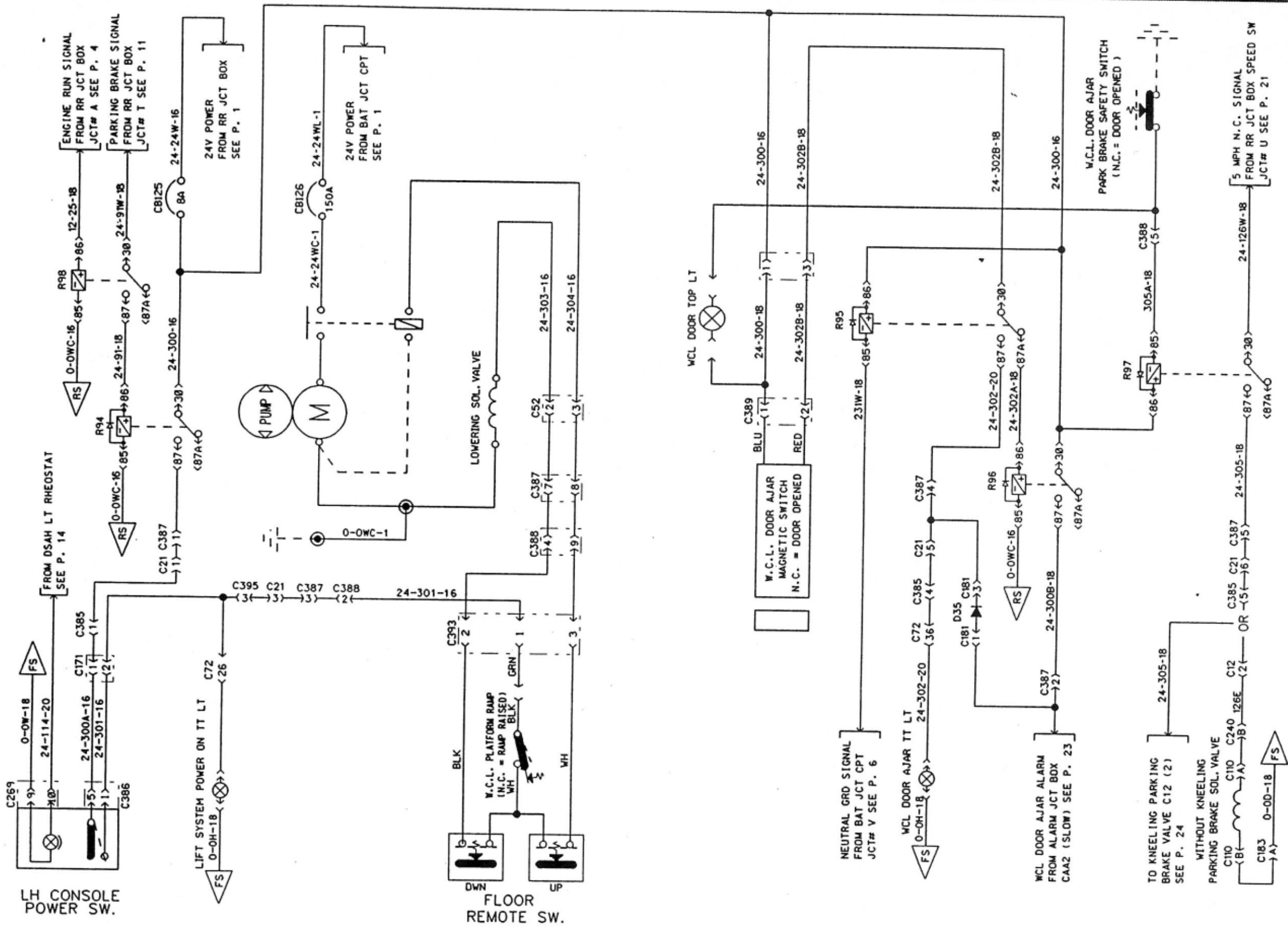


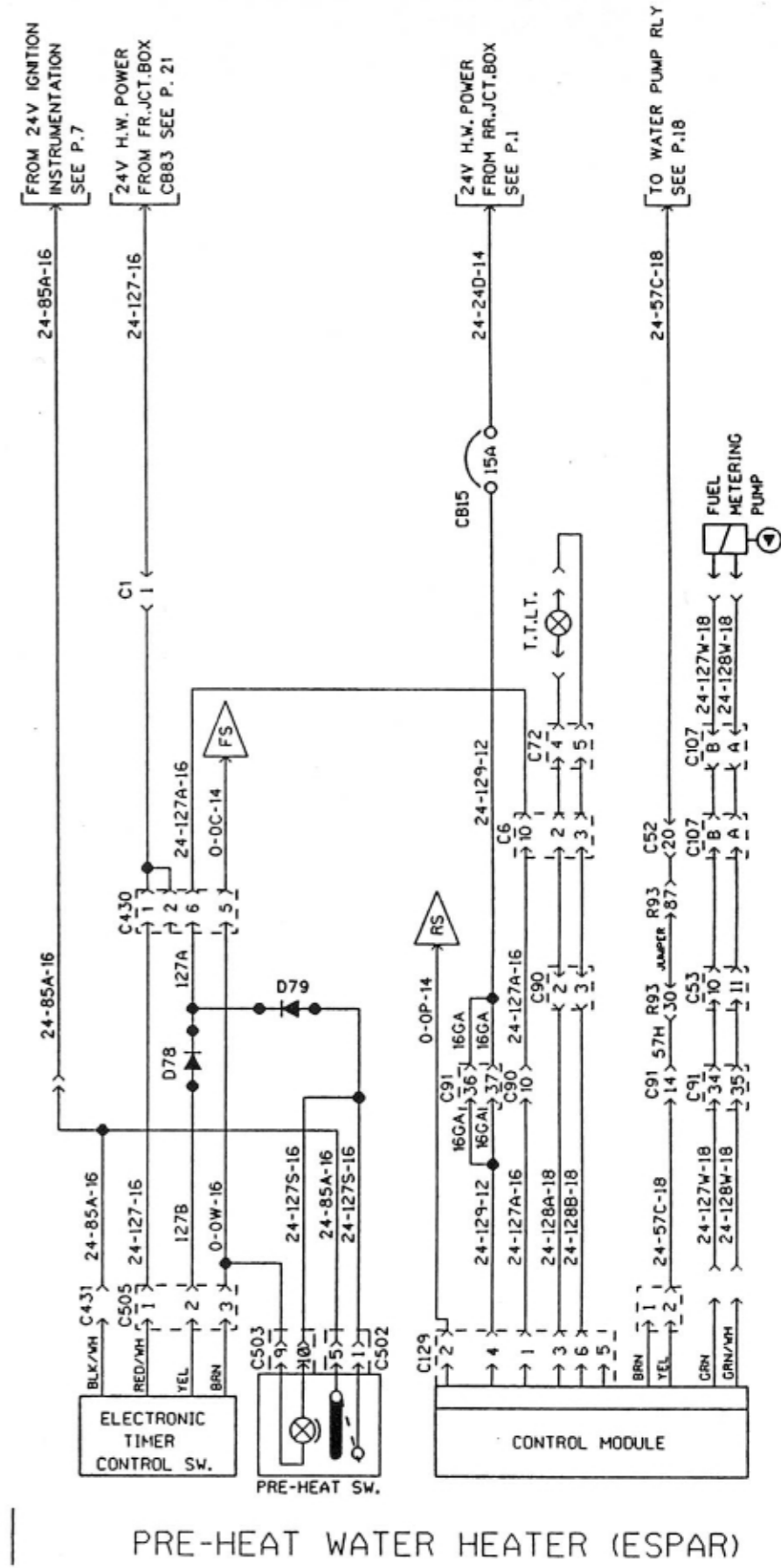
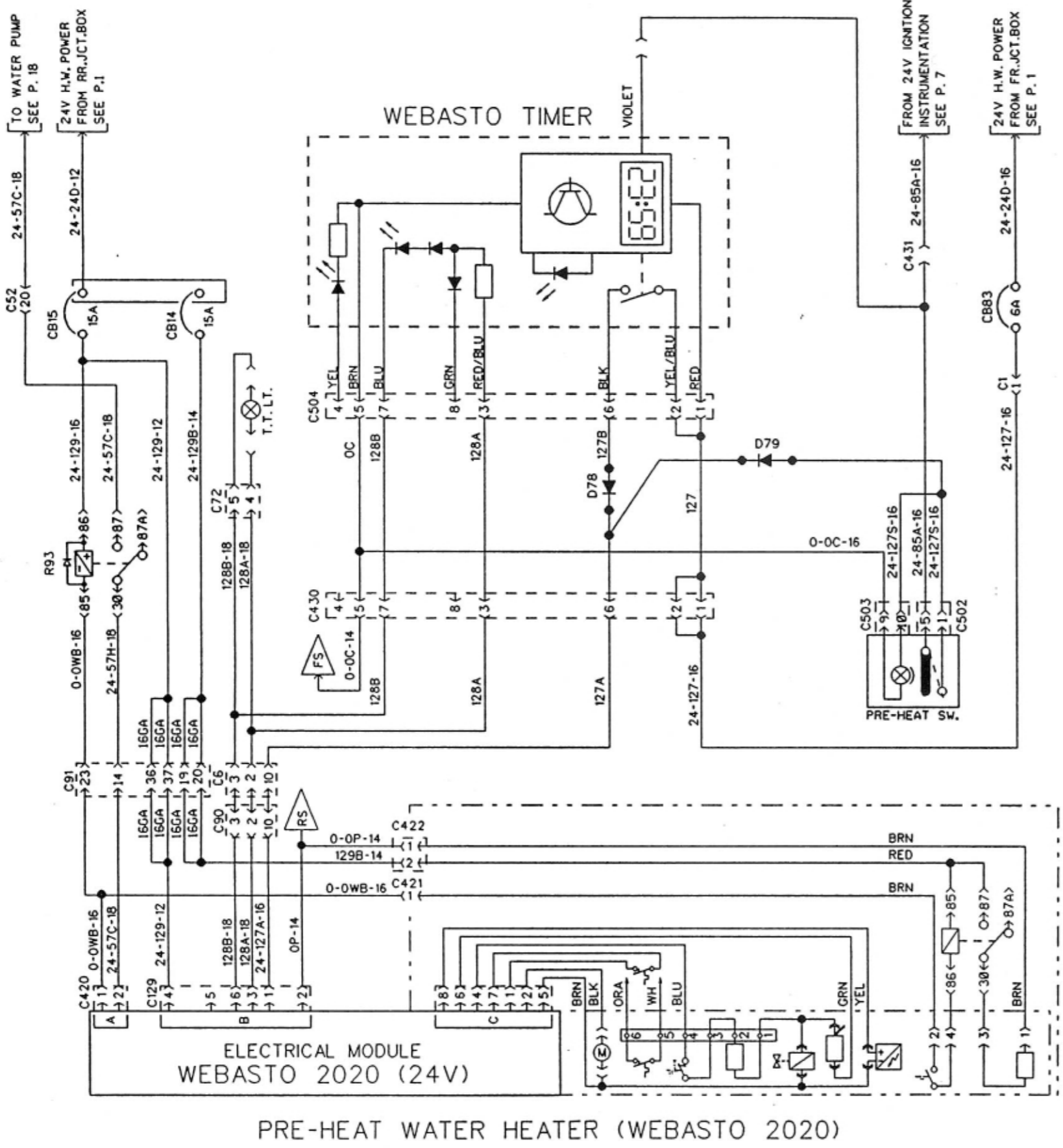
REAR VIEW MIRROR - ADJUSTMENT & HEATER SW. (RAMCO)

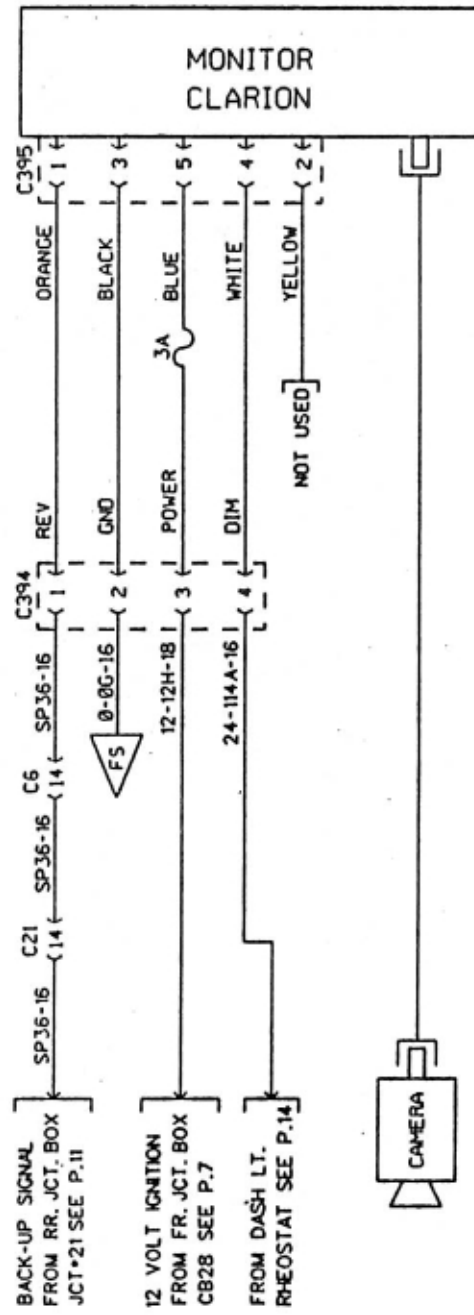




REAR VIEW - ADJUSTMENT & HEATED SW. (RAMCO FLAT)







BACK-UP MONITOR (CLARION)